

**STATISTICAL YEARBOOK  
2020**



**CRIME RECORD AND ANALYSIS UNIT  
ROYAL BHUTAN POLICE, HEADQUARTERS  
THIMPHU : BHUTAN**

## **PREFACE**

The Statistical Yearbook 2020 is a comprehensive compilation of statistics on criminal incidents, non-criminal incidents, motor vehicle accidents, fire incidents, and arrested individuals in Bhutan.

Most of the data in the book come from the database called “National Crime and Incident Reporting System (NCIRS)”. The system was designed for developing a crime and criminal database that could be utilized for crime monitoring by headquarters, divisions, and police stations, as well as statistical analysis of crime and criminals data.

We anticipate that the yearbook's data will be the primary source of data for planners, policymakers, researchers, and academics. More significantly, the officers and men of RBP are required to utilize the information in this book to plan and direct their policing operations to decrease and prevent crime. We also expect that as a result of this endeavor, information and update maintenance will become more methodical and efficient.

This publication may include some inconsistencies in terms of content and coverage. In future editions, however, continual attempts will be made to increase the content, coverage, and quality. Any suggestions and comments are welcome.

**Chief of Police**

**RBP HQ, Thimphu**

## DEFINITION AND COUNTING RULE

### Definitions

"**Criminal incident**" is an event that may involve numerous offenses, accused perpetrators, and/or victims and is recorded by police as a single case.

"**Fatal accident**" is a vehicle accident that results in the death of at least one person.

"**Motor vehicle accident**" is when a vehicle collides with another vehicle, a person, an animal, a motorbike, a bicycle, road debris, a tree, pole, or a structure, or is struck by falling rocks, trees, or other objects.

"**Natural death**" refers to the death of a person due to natural factors such as age, sickness, or illness that is not directly affected by external forces.

"**Non-criminal incident**" is an event that is not criminal in nature. Natural death, unnatural death, attempted suicide, unintentional injury, and missing person are all examples of non-criminal incidents in this book.

"**Un-natural death**" refers to a person's death that isn't caused by natural causes. This includes death due to suicide, falls, unintended drowning, hypothermia, alcohol, poisoning, and overdoses. This category excludes homicide and death due to motor vehicle accidents.

### Counting rules

The single criminal incident may involve one or more offenses and only the most serious offense committed within an incident is selected for statistical purposes. This is achieved by ranking offenses in order of seriousness and taking the highest-ranked offense as the principal offense.

## TABLE OF CONTENT

CHAPTER 1: ANALYTICAL REVIEW .....	1
Background.....	1
Crime Trend .....	1
Crime Rate .....	2
Crime Against The Person.....	5
Crime Against Property .....	6
Crime Related to Illegal Drug.....	6
Non-Criminal Incident .....	7
Person Arrested.....	8
Motor Vehicle Accident .....	9
Fire Incidents.....	10
CHAPTER 2: CRIMINAL INCIDENT .....	12
Table 2.1: Number of Criminal Incident by Dzongkhag and Month, 2020.....	12
Table 2.2: Number of Criminal Incident by Police Station and Month, 2020.....	13
Table 2.3: Number of Criminal Incident by Division and Month, 2020.....	15
Table 2.4: Number of Criminal Incident by Dzongkhag and Year, 2016-2020.....	16
Table 2.5: Number of Criminal Incident by Police Station and Year, 2016-2020.....	17
Table 2.6: Number of Criminal Incident by Division and Year, 2016-2020.....	18
Table 2.7: Number of Criminal Incident by Types of Offences and Month, 2020.....	19
Table 2.8: Number of Criminal Incident by Types of Offences and Dzongkhag, 2020. ....	26
Table 2.9: Number of Criminal Incident by Types of Offences and Year, 2016 - 2020. ....	37
CHAPTER 3: NON-CRIMINAL INCIDENT.....	42
Table 3.1: Number of Person by Types of Non-criminal Incidents and Month, 2020.....	42
Table 3.2: Number of Person by Types of Non-criminal Incidents and Dzongkhag, 2020.	43
Table 3.3: Number of Person by Types of Non-criminal Incidents and Police Station, 2020. .....	44
Table 3.4: Number of Person by Types of Non-criminal Incidents and Division, 2020. ....	46

Table 3.5: Number of Person by Types of Non-criminal Incidents and Age Group, 2020..	47
Table 3.6: Number of Person by Types of Non-criminal Incidents and Nationality, 2020.	48
<b>CHAPTER 4: ARREST</b> .....	<b>49</b>
Table 4.1: Number of Person Arrested by Dzongkhag and Month, 2020.....	49
Table 4.2: Number of Person Arrested by Police Station and Month, 2020.....	50
Table 4.3: Number of Person Arrested by Division and Month, 2020.....	52
Table 4.4: Number of Person Arrested by Offence and Age Group, 2020.....	53
Table 4.5: Number of Person Arrested by Offence and Nationality, 2020. ....	58
<b>CHAPTER 5: MOTOR VEHICLE ACCIDENT</b> .....	<b>64</b>
Table 5.1: Number of Person Killed in Motor Vehicle Accident by Dzongkhag and Month, 2020.....	64
Table 5.2: Number of Person Killed in Motor Vehicle Accident by Police Station and Month, 2020. ....	65
Table 5.3: Number of Person Killed in Motor Vehicle Accident by Division and Month, 2020.....	66
Table 5.4: Number of Person Injured in Motor Vehicle Accident by Dzongkhag and Month, 2020. ....	67
Table 5.5: Number of Person Injured in Motor Vehicle Accident by Police Station and Month, 2020. ....	68
Table 5.6: Number of Person Injured in Motor Vehicle Accident by Division and Month, 2020.....	69
Table 5.7: Number of Fatal Motor Vehicle Accident by Dzongkhag and Month, 2020.....	70
Table 5.8: Number of Fatal Motor Vehicle Accident by Police Station and Month, 2020..	71
Table 5.9: Number of Fatal Motor Vehicle Accident by Division and Month, 2020.....	72
Table 5.10: Total Number of Motor Vehicle Accident by Dzongkhag and Month, 2020. ..	73
Table 5.11: Total Number of Motor Vehicle Accident by Police Station and Month, 2020. ....	74
Table 5.12: Total Number of Motor Vehicle Accident by Division and Month, 2020. ....	75
Table 5.13: Total Number of Motor Vehicle Accident by Dzongkhag and Year, 2016 - 2020. ....	76
Table 5.14: Number of Person Killed by Age Group and Sex, 2020.....	77

Table 5.15: Number of Person Injured by Age Group and Sex, 2020. ....	78
Table 5.16: Number of Person Killed in Motor Vehicle Accident by Victim Type and Sex, 2020.....	79
Table 5.17: Number of Person Injured in Motor Vehicle Accident by Victim Type and Sex, 2020.....	79
Table 5.18: The Cause of Fatal Motor Vehicle Accident, 2020. ....	80
<b>CHAPTER 6: FIRE INCIDENT .....</b>	<b>81</b>
Table 6.1: Person Killed and Injured In Fire Incident, 2016-2020.....	81
Table 6.2: Fire Incidents Types by Dzongkhag, 2020. ....	81
Table 6.3: Fire Incidents Types by Police Station, 2020. ....	82
Table 6.4: Fire Accident Types by Division, 2020.....	83
Table 6.5: Monthly Fire Incident by Dzongkhag, 2020. ....	84
Table 6.6: Monthly Fire Incident by Police Station, 2020.....	85
Table 6.7: Monthly Fire Incident by Division, 2020.....	86
Table 6.8: Monthly Forest Fire Incident by Dzongkhag, 2020.....	87
Table 6.9: Monthly House Fire Incident by Dzongkhag, 2020. ....	88

## CHAPTER 1: ANALYTICAL REVIEW

### Background

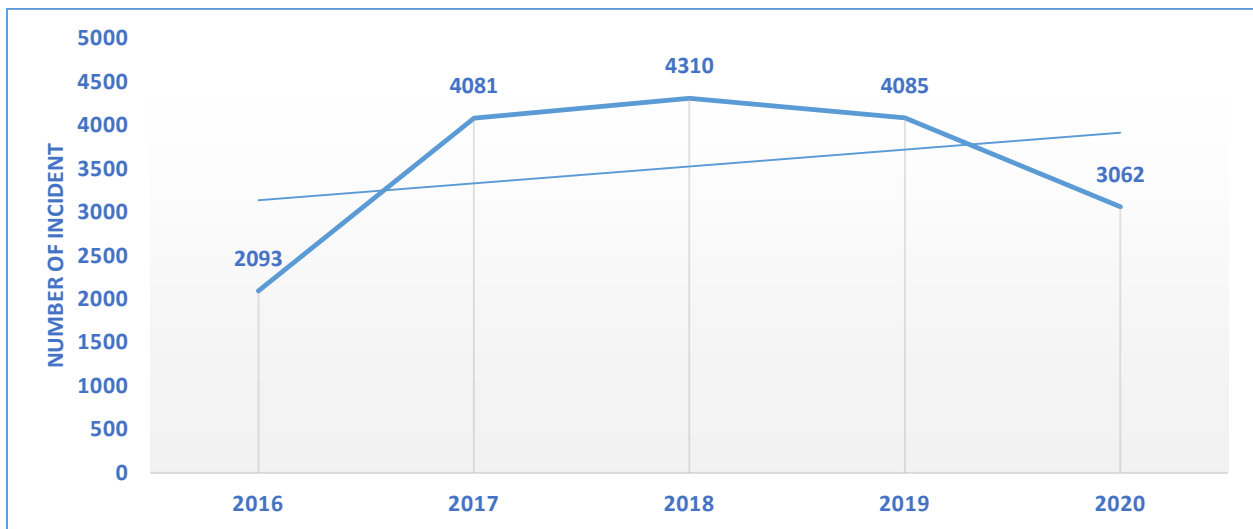
The criminal incident, non-criminal incident, motor vehicle accident, and fire incident that are reported to police are included in the statistics. It is a well-known fact that most of the information especially criminal incidents is not reported to police for a variety of reasons, the gap between the actual and reported criminal incident figure is usually referred to as the "dark figure of crime." The dark figure of crime is a term that is used by crime experts and sociologists to illustrate the number of committed crimes that are never reported or are never discovered. The Royal Bhutan Police's annual publication of the "Statistical Year Book" is based on the official statistics that are reported to police throughout the country.

A crime may be unreported depending on the perception of its seriousness, privacy issue, and involvement of partners or relatives, intimate nature of the crime, embarrassment, or difficulty in reporting. A survey of unreported and under-reported crime along with police recorded statistics may give the true picture of the crime situation in the country. On the other hand, it is assumed that most motor vehicle accidents are reported to the police for an insurance claim. The statistics in this book come from the database called "National Crime and Incident Reporting System (NCIRS)", which allows police stations to enter data as and when the incident is reported.

### Crime Trend

Figure 1.1 depicts the number of criminal incidents reported to Royal Bhutan Police between 2016 and 2020. Overall, there has been a rise in the number of criminal occurrences over this time period.

*Figure 1.1: The Number of Criminal Incidents, 2016 – 2020.*

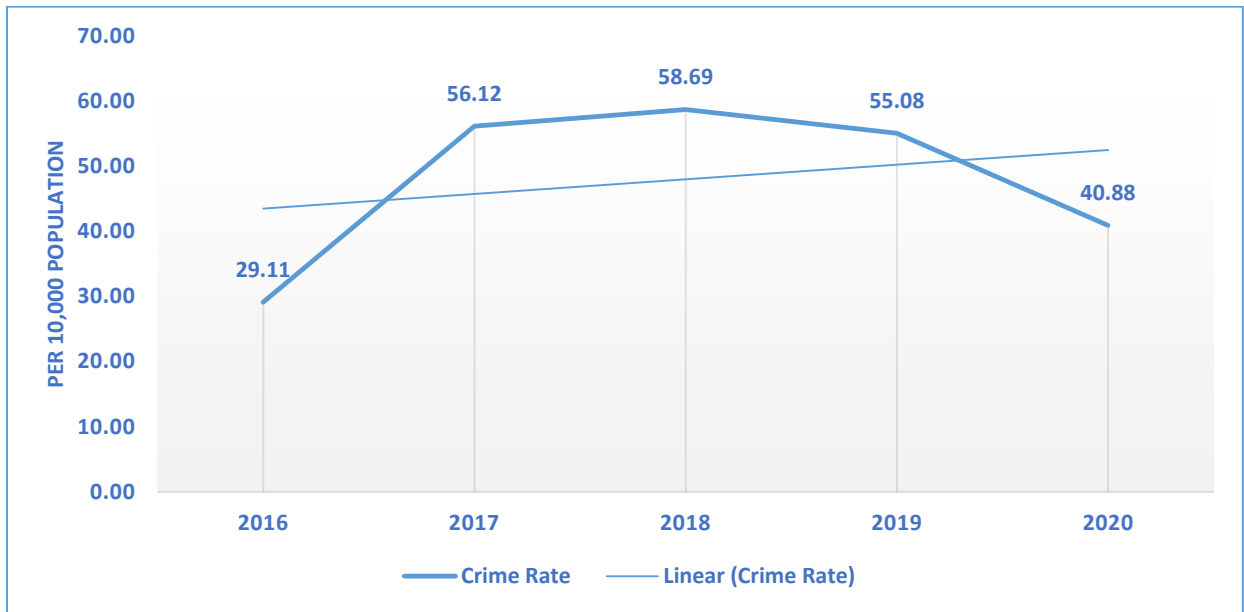


The RBP's appeal and friendly attitude to a citizen reporting a crime may have contributed to the increase in the number of reported criminal events. Moreover, different policies and intervention techniques were adopted at the headquarters level, as well as at the divisional and police station levels, during the course of the time. Thimphu, Paro, and many other divisions implemented different measures such as CCTV camera installation and intelligence-led policing, as well as initiating programs such as the development of the Women and Child Protection Unit and awareness campaigns. However, total crime declined in 2019 and 2020, which might be attributable to the restrictions imposed as a result of the Covid-19 lockdowns and protocols.

### Crime Rate

The number of criminal events per 10,000 people is known as the crime rate. It is a statistic for the amount of crime brought to the police's notice. The rate is calculated by dividing the total number of criminal events reported to police by the population. Each criminal occurrence is counted equally in the rate, regardless of the kind or severity of the act. One murder, for example, is the same as one act of malicious mischief.

**Figure 1.2: Crime Rate, 2016-2020.**

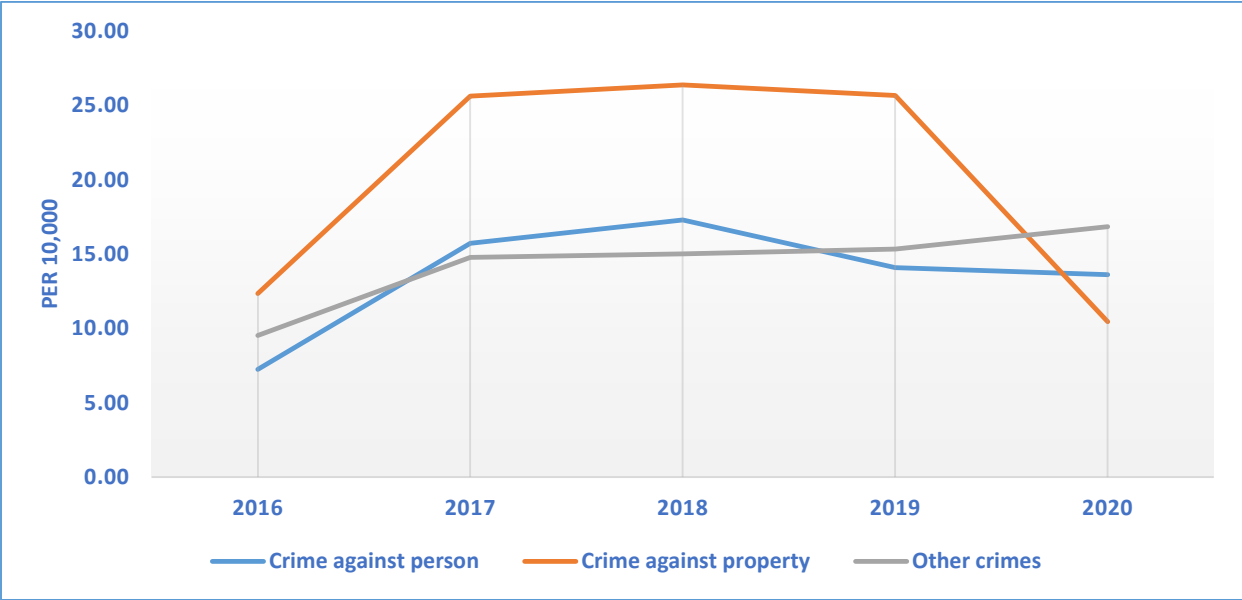


*Note: Population for the years 2017 - 2019 is based on the “Dzongkhag Population Projections (2017-2047)”, NSB. Population for the year 2016 is extrapolated using the census data of 2005 and 2017.*

From 2016 through 2020, Figure 1.2 depicts the crime rate per 10,000 people. The general trend shows that the crime rate has risen during a specific time period. The crime rate rose steadily from 2016 to 2018, reaching a high of 58.69 percent in 2018. By the end of the period, the number had decreased to 40.88.



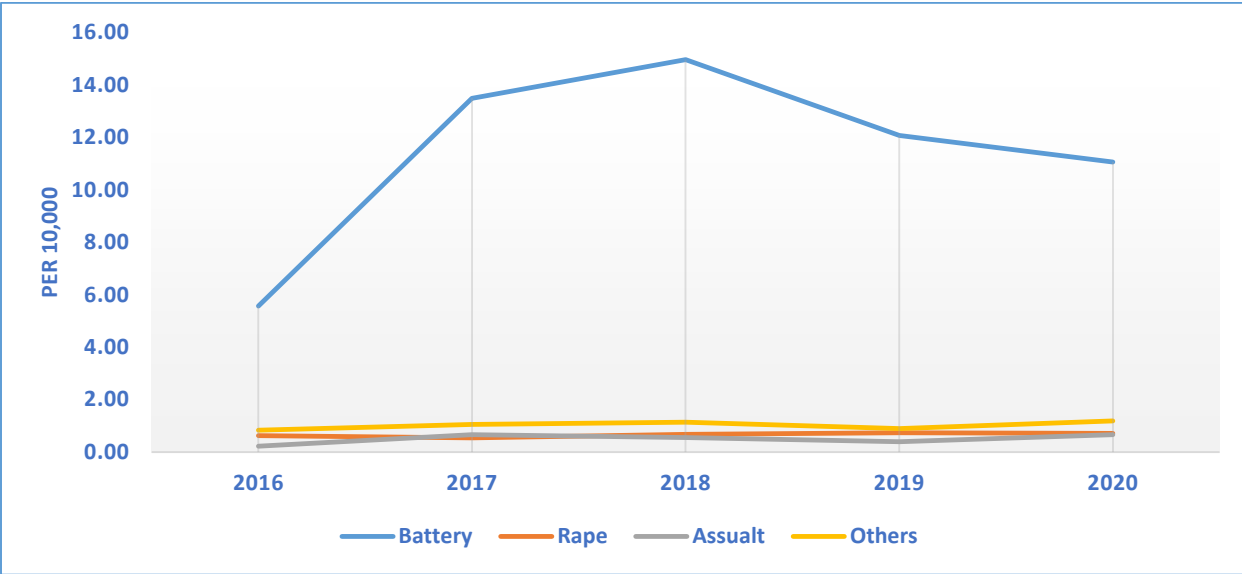
**Figure 1.3 Crime Rates for Different Crime, 2016 – 2020.**



Between 2016 and 2020, information on crime rates for various kinds of offenses is depicted in Figure 1.3. For the purposes of this publication, crime has been divided into three categories: crimes against person, crimes against property, and other crimes.

Over time, the number of crimes against person and other crimes has grown. Property crime, on the other hand, spiked at the start of the period before falling towards the end.

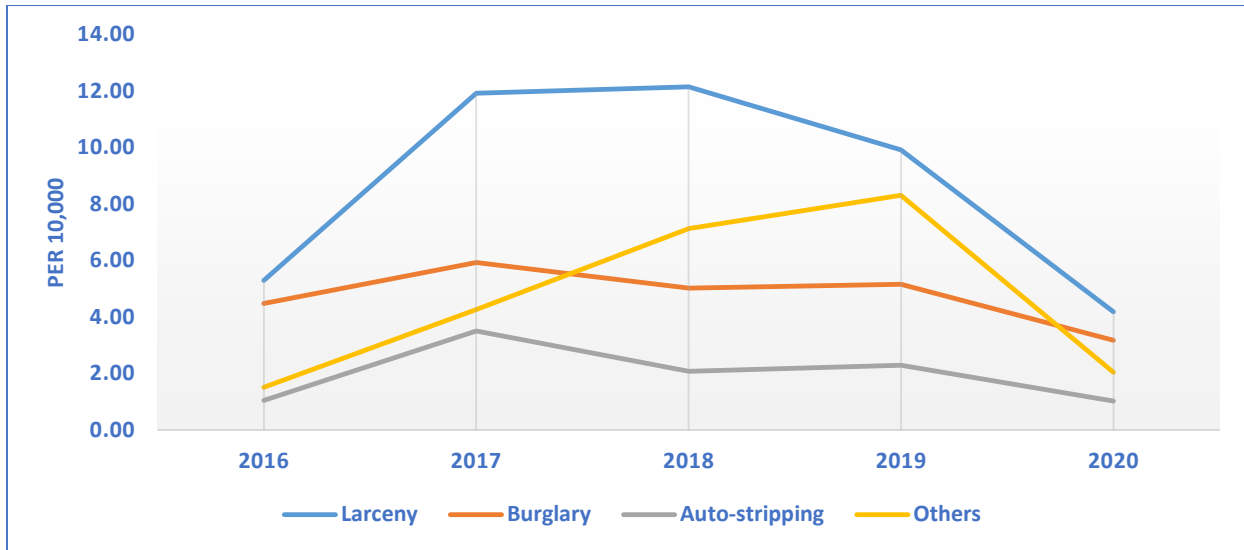
**Figure 1.4 Crime Rate for Crime Against The Person, 2016 – 2020.**



*Note: 1. Rape here includes all kinds of rape from section 177 to 199 of the Penal Code of Bhutan, 2011.*

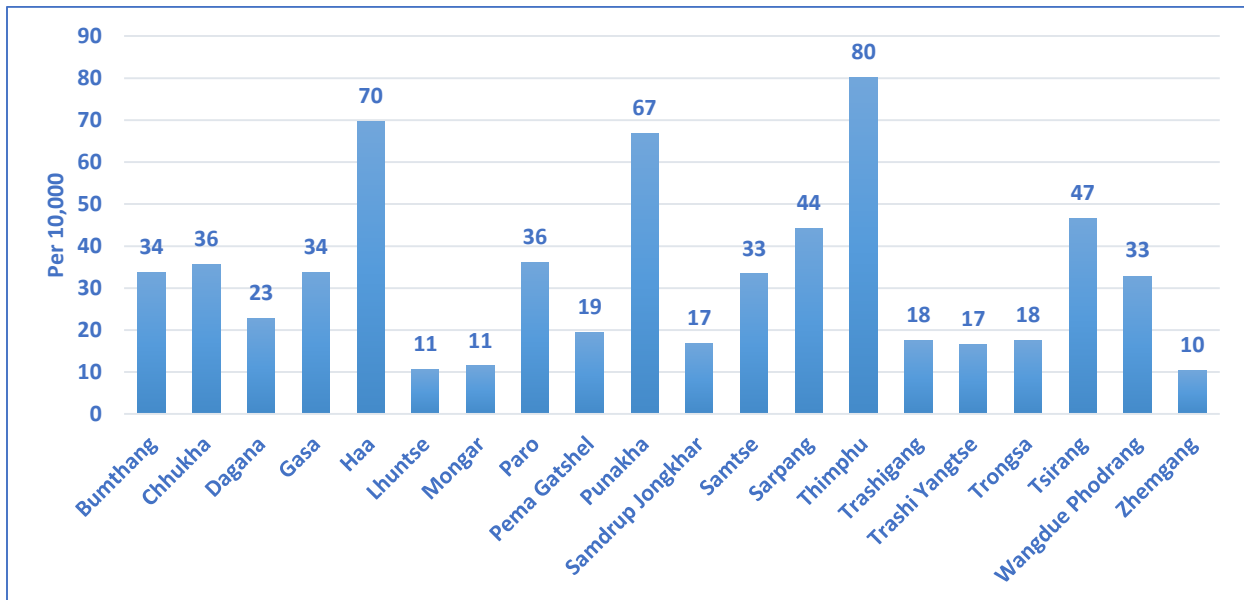
Figure 1.4 depicts the variations in the crime rate for various crimes against person over the course of five years, from 2016 to 2020. For the whole period, the offense of battery ranked first among all other crimes against person. The rate of battery increased with time, but the rates of the other three offenses stayed nearly steady.

**Figure 1.5 Crime Rate for Crime Against Property, 2016 -2020.**



The rates of property crime between 2016 and 2020 are depicted in Figure 1.5. Except for other property crimes, the rates of larceny, burglary, and auto-stripping have all declined over time. The offense of larceny remains the most often reported of all property offenses.

**Figure 1.6 Crime Rate by Dzongkhag, 2020.**



The crime rate by Dzongkhag for the year 2020 is depicted in Figure 1.6. Thimphu (80), Haa (80), Punakha (67), Tsirang (47), and Sarpang Dzongkhag **with 44** occurrences per 10,000 people had the highest crime rates. The rate in the remaining Dzongkhags was generally lower than the national rate of 41 occurrences per 10,000 people. With 10 occurrences, Zhemgang has the lowest reported crime rate, followed by Mongar and Lhuentse, each with 11 incidents.

### Crime Against The Person

The phrase "crime against the person" encompasses a wide range of criminal acts, including homicide, bodily harm, the threat of bodily harm, and other actions taken against an individual's will. The crime against the person is broadly classified into

- Homicide
- Assault, battery, and related offenses
- Sexual offenses
- Offenses against the child, infant, mentally disabled, and incompetent person.

According to the Royal Bhutan Police's crime statistics, crime against person decreased by 2% in 2020 compared to the previous year.

*Figure 1.7 Crime Against The Person, 2020.*

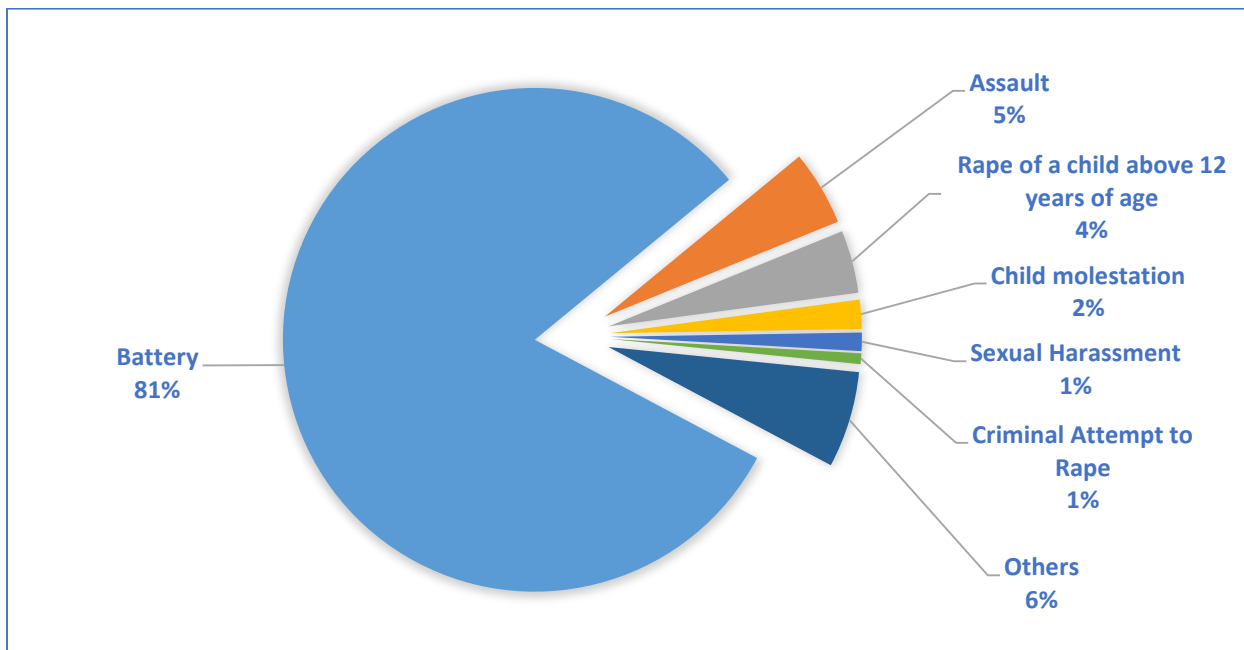


Figure 1.7 depicts the various crimes against **person** that were reported in 2020. Battery accounted for 81 percent of all crimes committed against **person**. With 1% each, sexual harassment and criminal attempt to rape were the lowest reported crimes against the person.

## Crime Against Property

Property crime involves damaging property, taking of money, or property of others. The term “Property crime” typically refers to

- Arson and related offenses
- Burglary, trespass, and related offenses
- Larceny, robbery, armed robbery, and related offenses

*Figure 1.8 Crime Against Property, 2020.*

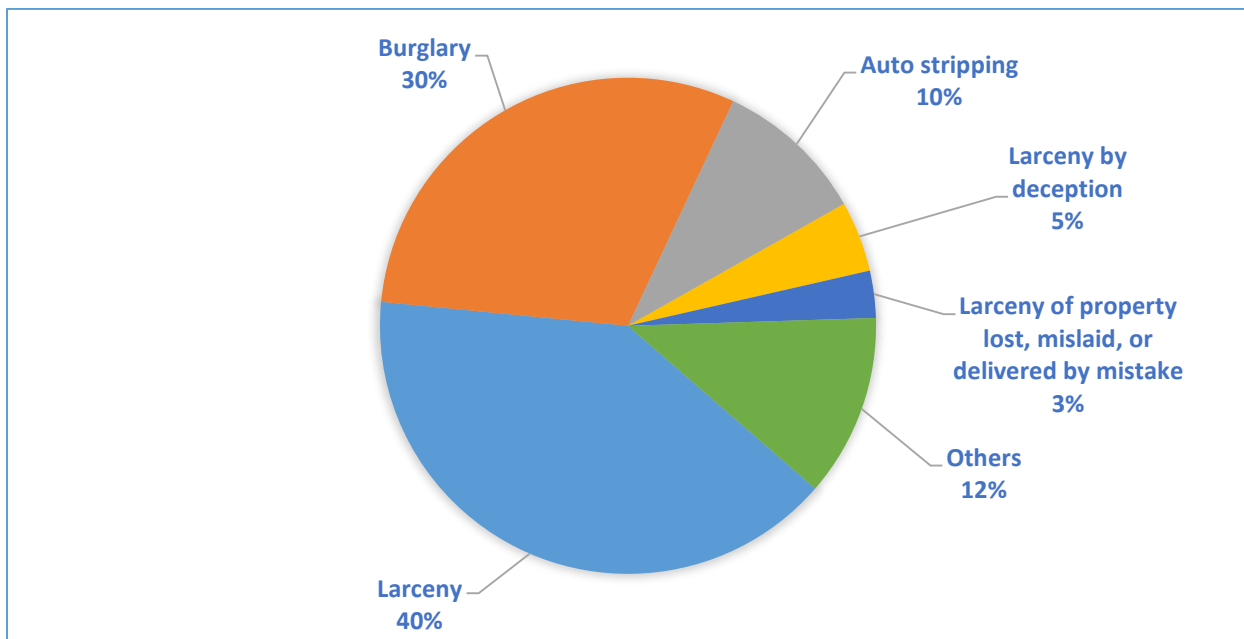
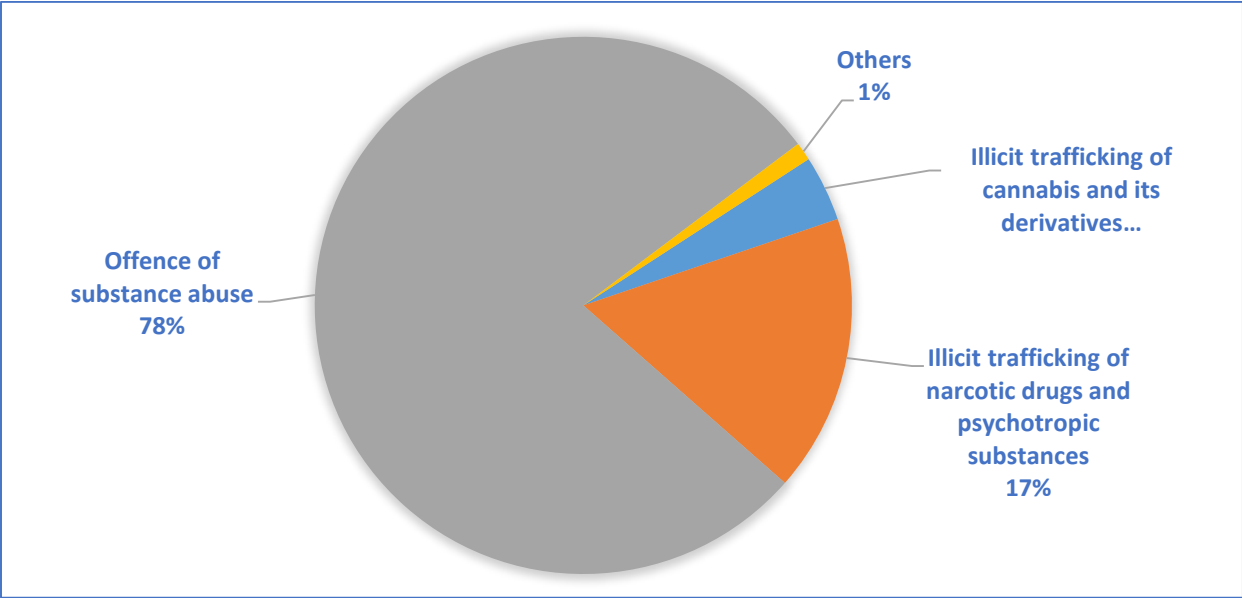


Figure 1.8 depicts the various types of property crimes reported in 2020. Larceny accounted for 40% of overall property crime, followed by burglary at 30%. Criminal misappropriation of property was the least common crime against property, accounting for 0.1 percent of all reported crimes.

## Crime Related to Illegal Drug

Figure 1.9 depicts the types of illegal drug-related crimes that were reported in 2020. In 2020, illicit drug-related crime amounted for 15% of all criminal activity. In terms of particular forms of drug crimes, in 2020, a single incidence of substance abuse accounted for 78 percent of all drug crimes, followed by Illicit Trafficking of narcotic drugs and psychotropic substances (17 percent).

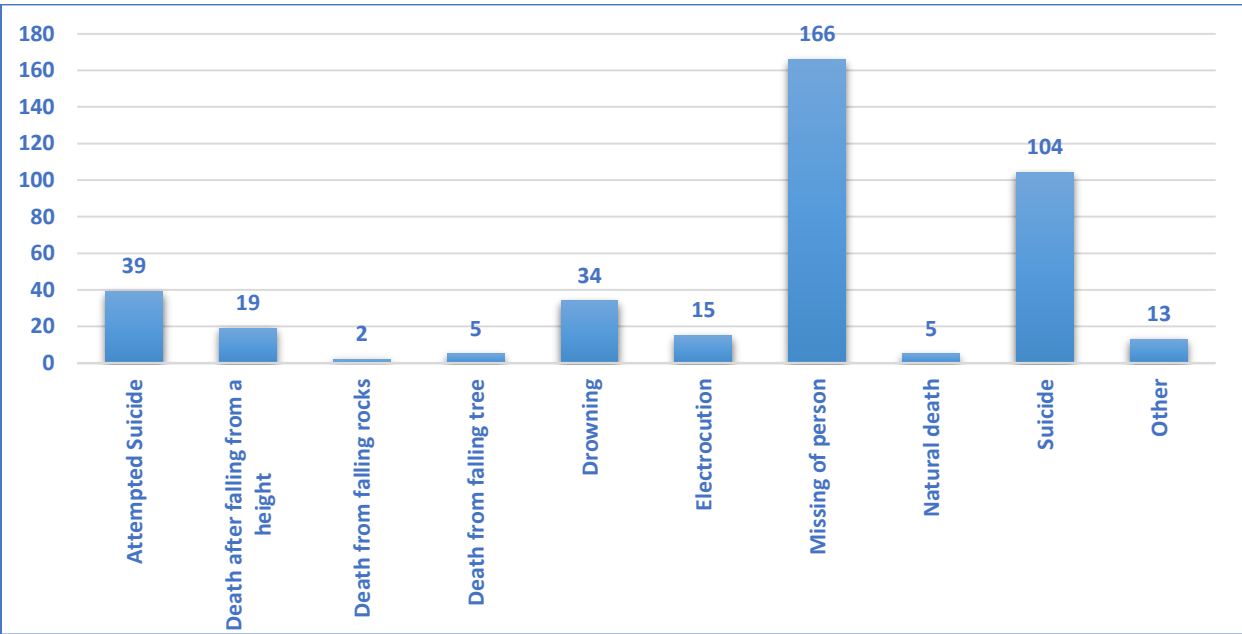
**Figure 1.9 Drug Crime, 2020.**



**Non-Criminal Incident**

An incident that is not criminal in nature is referred to as a non-criminal incident. Non-criminal incidents reported to the Royal Bhutan Police include natural death, unnatural death, attempted suicide, unintentional injury, and missing persons. Missing persons was the most commonly reported non-criminal occurrence in 2020, with 166 people reported missing. However, the majority of missing people are found soon after they are reported missing. In the same year, 104 people committed suicide and 39 people attempted suicide.

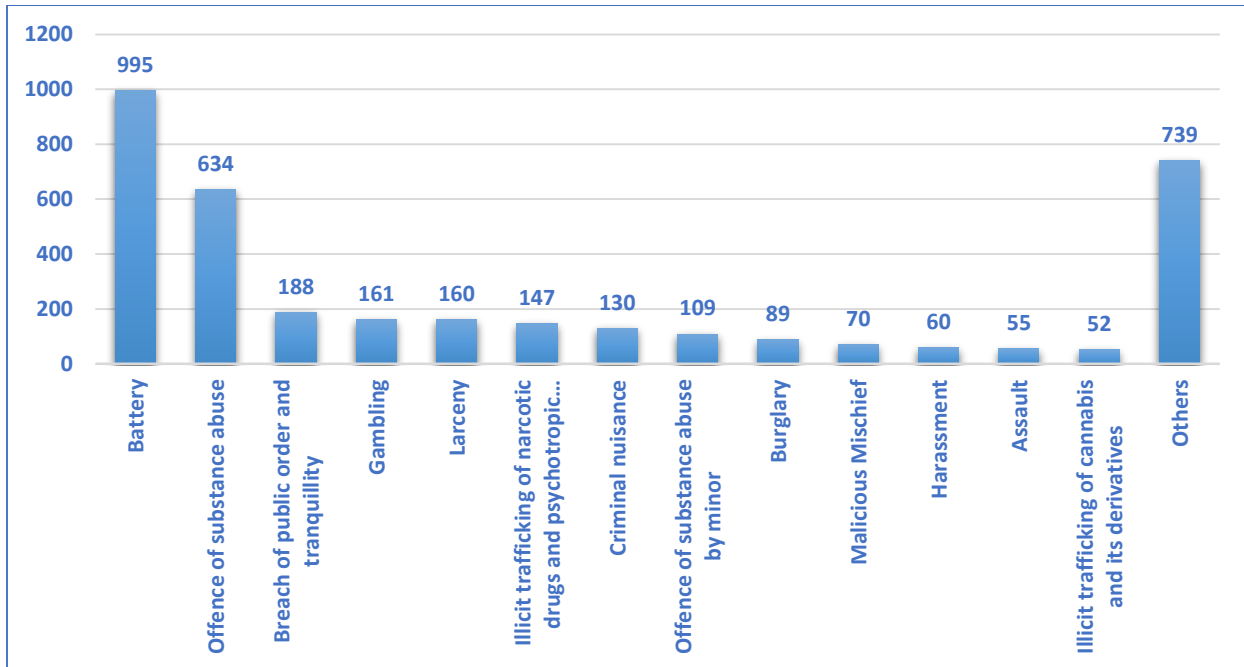
**Figure 1.10 Types of Non-Criminal Incident, 2020.**



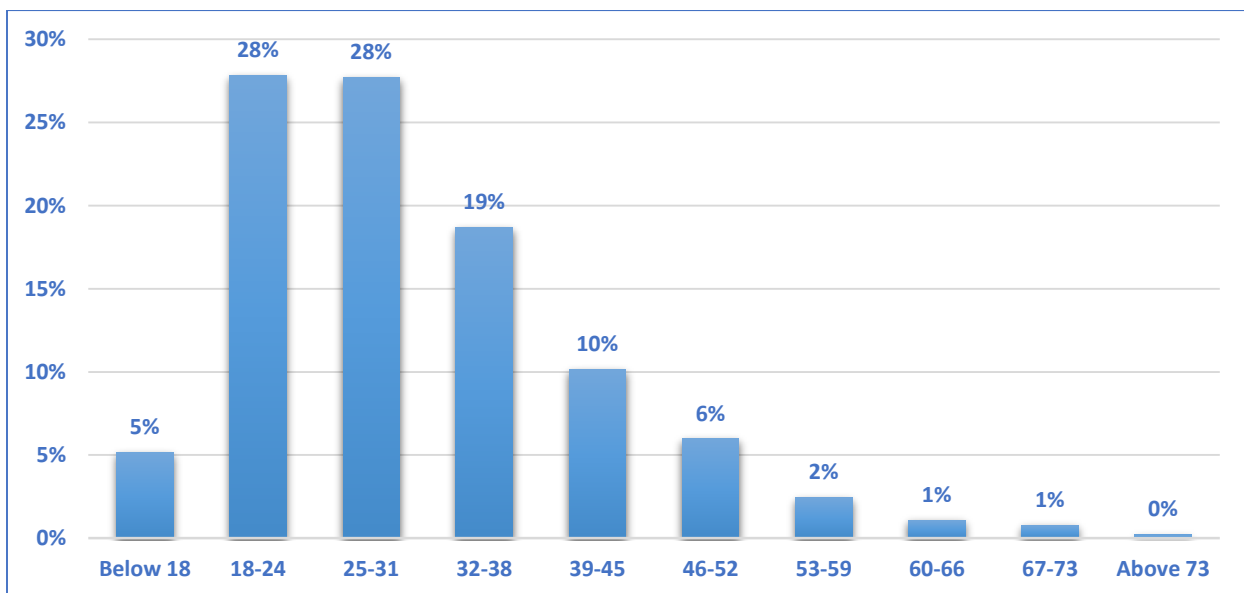
## Person Arrested

Figure 1.11 depicts the number of people arrested in 2020 for various offenses. In 2020, battery constituted one of the most prevalent reasons for arrest. Of the 3589 people arrested, 955 were charged with battery, followed by 634 were charged with substance abuse.

*Figure 1.11 Number of Person Arrested, 2020.*

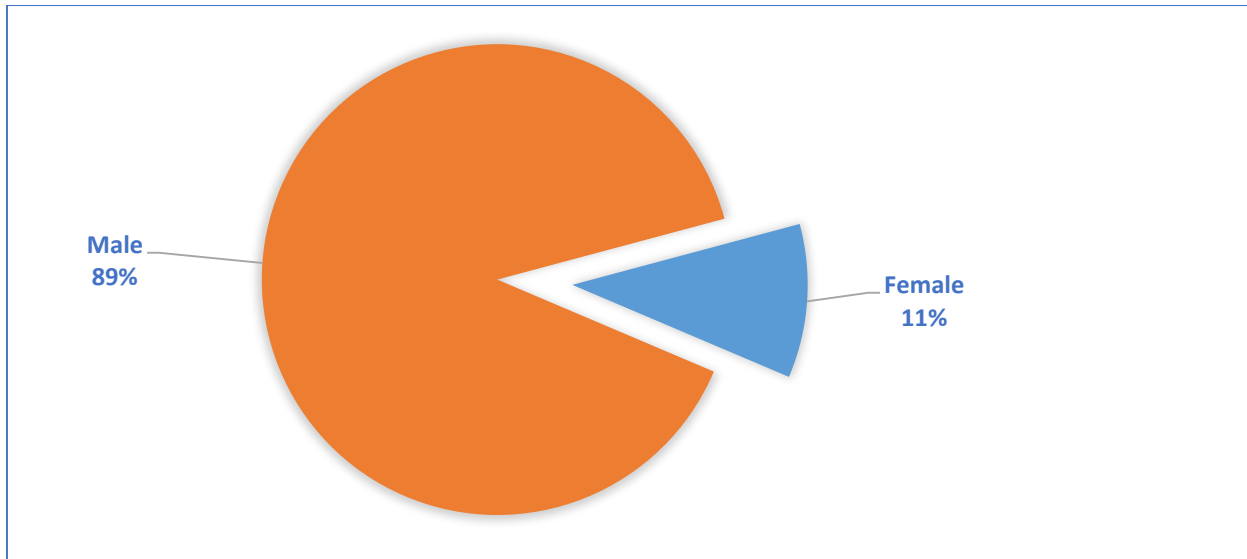


*Figure 1.12 Person Arrested by Age Group, 2020.*



In 2020, the number of people arrested for each age group is shown in Figure 1.12. In 2020, the age groups 18-24 and 25-31 years old had the largest number of arrests, accounting for 28 percent each of all arrests. Males made up 89 percent of those arrested, while females made up 11%.

**Figure 1.13 Person Arrested by Sex, 2020.**



**Motor Vehicle Accident**

Victims, their families, and nations as a whole suffer significant economic losses as a result of motor vehicle accidents. These costs are borne by people who are killed or handicapped as a result of their injuries, as well as family members who must take time off work to care for them.

**Figure 1.14 Number of Person Killed and Injured in Motor Vehicle Accident, 2020.**

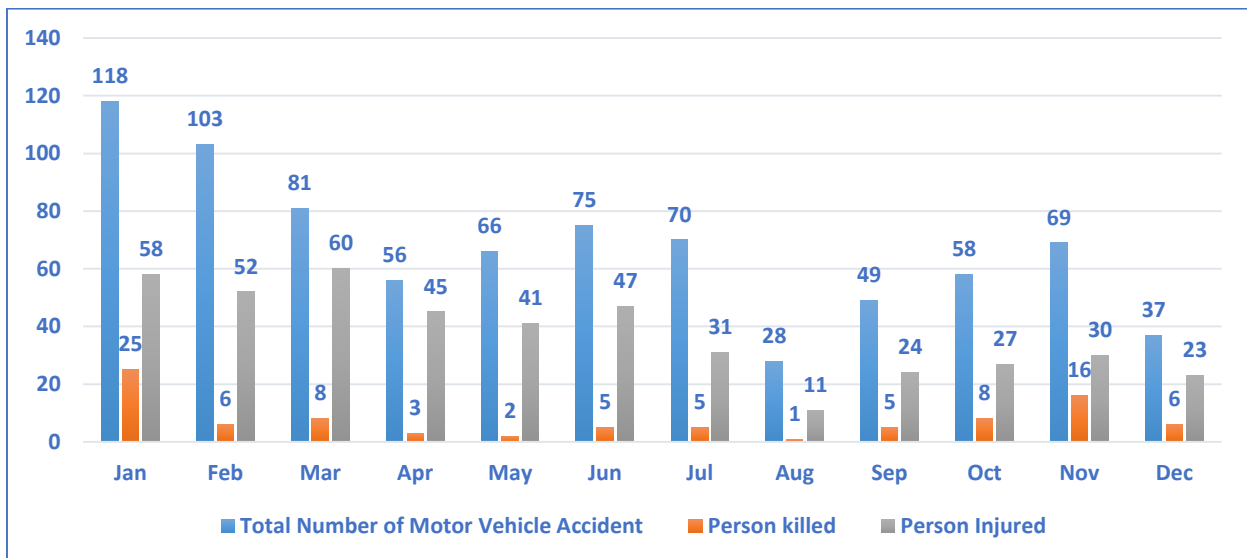
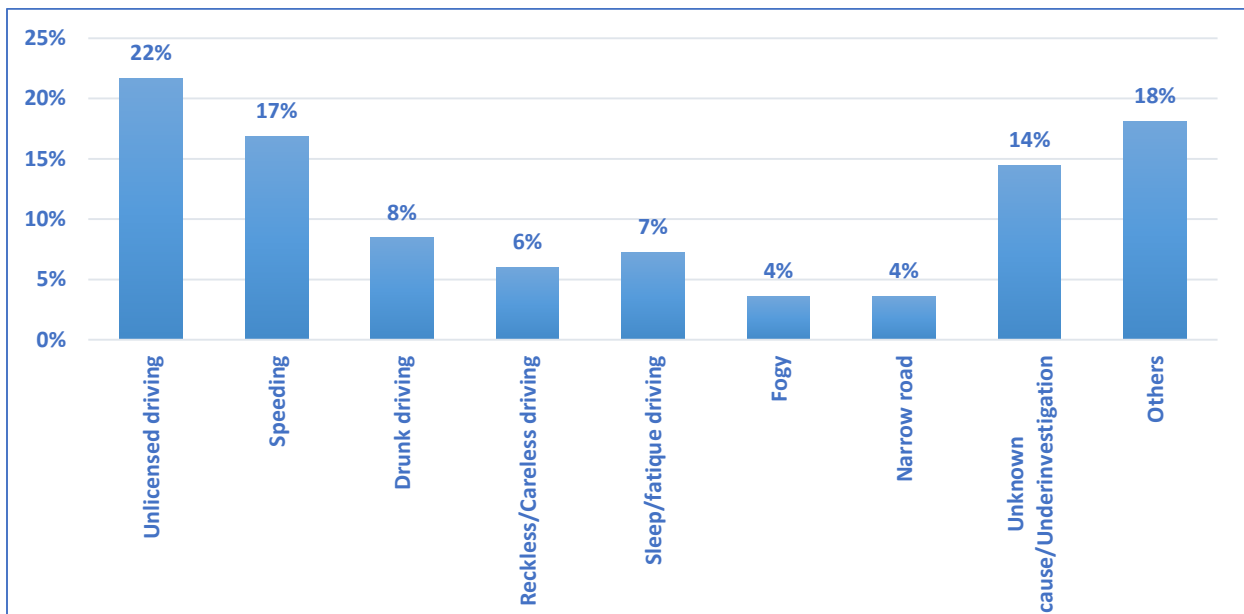


Figure 1.14 depicts the number of people killed or injured in vehicle accidents in 2020. Out of 810 recorded accidents in 2020, 90 people died and 449 were injured on the roads. Every month, on average, 8 people are killed and 37 are injured in traffic accidents. The month with the most motor vehicle accidents was January, with 118, while the month with the fewest was August, with 28. The mishap killed the most people in January, with 25 people killed, and followed by November, with 16 people killed. Similarly, the largest number of people injured in vehicle accidents occurred in March, with 60 people injured, and the lowest number occurred in August, with 11 people injured.

**Figure 1.15 Cause of Fatal Accident, 2020.**



The cause of fatal accidents in percentages for the year 2020 is shown in Figure 1.15. In 2020, unlicensed driving accounted for 22% of all fatal accidents, followed by speeding, which accounted for 17%. The likely reason for some of the fatal accidents could not be determined, while others are still being investigated at the time of publishing of this book.

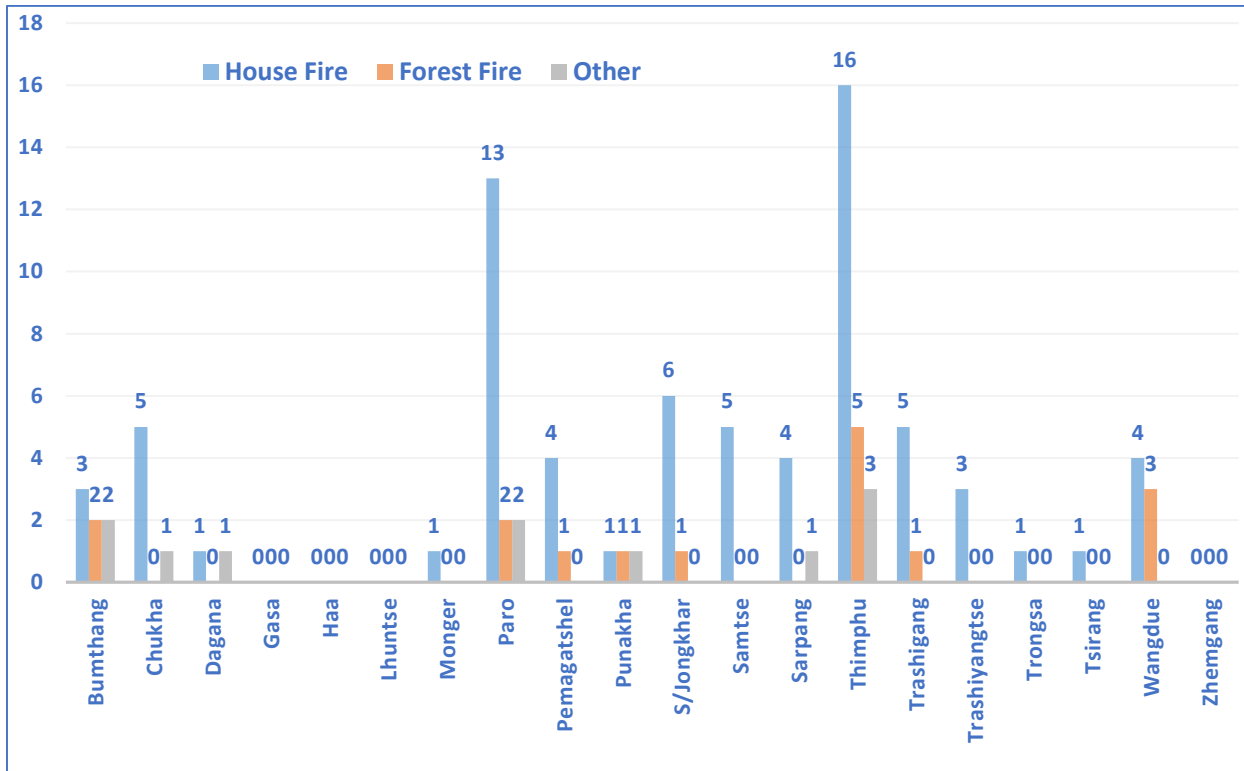
### **Fire Incidents**

In 2020, firemen from the Royal Bhutan Police's Fire and Rescue Service Division responded to 100 fire incidents. When compared to 2019, the number of occurrences increased by six in 2020. (96). In the year 2020, one person died as a result of a fire incident.

Figure 1.16 depicts the different types of fire occurrences by Dzongkhag recorded for the year 2020. Thimphu had the most fire occurrences, with 24, followed by Paro, which had 13.



Figure 1.16 Types of Fire Incident by Dzongkhag, 2020.



## CHAPTER 2: CRIMINAL INCIDENT

**Table 2.1: Number of Criminal Incident by Dzongkhag and Month, 2020.**

Dzongkhag	Jan	Feb	Mar	Apr	May	Jun	Jul	Aug	Sep	Oct	Nov	Dec	Total
Bumthang	2	3	5	8	9	6	8	3	2	6	6	3	61
Chukha	29	24	23	43	21	26	23	8	13	10	14	14	248
Dagana	3	5	5	7	5	6	3	2	6	6	3	7	58
Gasa	5	3	1	0	1	1	1	0	0	1	0	1	14
Haa	11	7	5	13	14	6	7	5	6	5	10	7	96
Lhuntse	1	1	0	1	0	3	1	0	2	1	2	3	15
Mongar	6	3	3	6	3	5	3	3	2	7	1	0	42
Paro	28	29	28	11	6	13	6	7	11	9	12	17	177
Pemagatshel	2	6	5	2	5	5	2	9	4	3	2	1	46
Punakha	12	11	24	14	28	16	16	13	26	17	13	10	200
Samdrup Jongkhar	8	6	5	6	5	3	2	9	4	6	3	2	59
Samtse	9	36	23	39	24	12	20	10	6	10	9	12	210
Sarpang	20	11	26	25	16	25	22	20	8	13	14	13	213
Thimphu	106	133	123	101	113	110	106	68	74	89	94	89	1206
Trashigang	6	6	4	5	10	9	6	6	6	8	4	7	77
Trashiyangtse	3	2	0	4	4	2	4	0	4	1	2	2	28
Trongsa	4	4	1	5	1	5	3	3	4	1	3	4	38
Tsirang	7	6	9	11	10	13	16	10	14	2	4	6	108
Wangdue	9	6	12	14	22	12	12	10	14	14	8	15	148
Zhemgang	2	0	1	2	3	6	2	0	0	1	1	0	18
<b>Total</b>	<b>273</b>	<b>302</b>	<b>303</b>	<b>317</b>	<b>300</b>	<b>284</b>	<b>263</b>	<b>186</b>	<b>206</b>	<b>210</b>	<b>205</b>	<b>213</b>	<b>3062</b>

**Table 2.2: Number of Criminal Incident by Police Station and Month, 2020.**

Police Station	Jan	Feb	Mar	Apr	May	Jun	Jul	Aug	Sep	Oct	Nov	Dec	Total
Bumthang PS	2	3	5	8	9	6	8	3	2	6	6	3	61
Dagana PS	3	3	3	6	3	6	3	2	5	5	2	6	47
Dorokha PS	0	3	1	1	0	1	2	3	0	1	2	1	15
Gasa PS	5	3	1	0	1	1	1	0	0	1	0	1	14
Gedu PS	2	1	0	3	1	0	2	1	2	0	1	1	14
Gelephu PS	13	7	19	17	11	20	16	16	8	9	10	10	156
Gyelposhing PS	3	3	0	0	0	2	1	1	0	4	1	0	15
Haa PS	11	7	5	13	14	6	7	5	6	5	10	7	96
Jomotshangkha PS	0	1	0	1	0	0	1	1	2	2	3	0	11
Lhamoizingkha PS	0	2	2	1	2	0	0	0	1	1	1	1	11
Lhuentse PS	1	1	0	1	0	3	1	0	2	1	2	3	15
Mongar PS	3	0	2	6	3	3	2	2	2	3	0	0	26
Nganglam PS	0	2	1	0	0	2	1	0	2	1	0	0	9
Norbugang PS	3	3	5	16	12	3	9	3	2	3	3	5	67
Panbang PS	0	0	0	0	1	4	0	0	0	0	0	0	5
Paro PS	28	29	28	11	6	13	6	7	11	9	12	17	177
Pasakha PS	1	1	0	6	5	2	2	1	1	2	4	2	27
Pemagatshel PS	2	4	4	2	5	3	1	9	2	2	2	1	37
Pendenling PS	0	1	3	4	3	4	3	2	0	1	1	0	22
Phuentsholing PS	24	20	22	32	14	24	16	5	9	8	8	11	193

Table 2.2 Cont...

Police Station	Jan	Feb	Mar	Apr	May	Jun	Jul	Aug	Sep	Oct	Nov	Dec	Total
Punakha PS	12	11	24	14	28	16	16	13	26	17	13	10	200
Sakteng PS	2	0	0	0	1	1	0	0	1	2	0	0	7
Samdrupcholing PS	1	0	1	0	2	0	0	2	1	4	0	1	12
Samdrup Jongkhar PS	7	5	4	5	3	3	1	6	1	0	0	1	36
Samtse PS	5	28	13	17	5	2	2	1	2	2	2	4	83
Sarpang PS	7	4	7	8	5	5	6	4	0	4	4	3	57
Tashichholing PS	1	1	1	1	4	2	4	1	2	3	1	2	23
Thimphu PS	106	133	123	101	113	110	106	68	74	89	94	89	1206
Thrimshing PS	0	1	0	0	1	0	2	2	1	1	0	0	8
Trashigang PS	3	4	4	3	5	6	3	4	3	4	3	4	46
Trashiyangtse PS	3	2	0	4	4	2	4	0	4	1	2	2	28
Trongsa PS	4	4	1	5	1	5	3	3	4	1	3	4	38
Tsimasham PS	2	2	1	2	1	0	3	1	1	0	1	0	14
Tsirang PS	7	6	9	11	10	13	16	10	14	2	4	6	108
Wamrong PS	1	1	0	2	3	2	1	0	1	1	1	3	16
Wangdue PS	8	4	11	11	18	11	7	8	13	11	5	13	120
Weringla PS	0	0	1	0	0	0	0	0	0	0	0	0	1
Zawakha PS	1	2	1	3	4	1	5	2	1	3	3	2	28
Zhemgang PS	2	0	1	2	2	2	2	0	0	1	1	0	13
<b>Total</b>	<b>273</b>	<b>302</b>	<b>303</b>	<b>317</b>	<b>300</b>	<b>284</b>	<b>263</b>	<b>186</b>	<b>206</b>	<b>210</b>	<b>205</b>	<b>213</b>	<b>3062</b>

**Table 2.3: Number of Criminal Incident by Division and Month, 2020.**

Division	Jan	Feb	Mar	Apr	May	Jun	Jul	Aug	Sep	Oct	Nov	Dec	Total
Division I Paro	39	36	33	24	20	19	13	12	17	14	22	24	273
Division II Punakha	17	14	25	14	29	17	17	13	26	18	13	11	214
Division III Phuentsholing	29	26	25	44	23	26	23	8	14	11	15	15	259
Division IV Samtse	9	36	23	39	24	12	20	10	6	10	9	12	210
Division V Gelephu	22	11	27	27	19	31	24	20	8	14	15	13	231
Division VI Tsirang	10	9	12	17	13	19	19	12	19	7	6	12	155
Division VII Trongsa	4	4	1	5	1	5	3	3	4	1	3	4	38
Division VIII Samdrup Jongkhar	10	12	10	8	10	8	4	18	8	9	5	3	105
Division IX Trashigang	6	6	4	5	10	9	6	6	6	8	4	7	77
Division X Mongar	7	4	3	7	3	8	4	3	4	8	3	3	57
Division XI Thimphu	106	133	123	101	113	110	106	68	74	89	94	89	1206
Division XII Wangdue	9	6	12	14	22	12	12	10	14	14	8	15	148
Division XIII Bumthang	2	3	5	8	9	6	8	3	2	6	6	3	61
Division XIV Trashiyangtse	3	2	0	4	4	2	4	0	4	1	2	2	28
<b>Total</b>	<b>273</b>	<b>302</b>	<b>303</b>	<b>317</b>	<b>300</b>	<b>284</b>	<b>263</b>	<b>186</b>	<b>206</b>	<b>210</b>	<b>205</b>	<b>213</b>	<b>3062</b>

**Table 2.4: Number of Criminal Incident by Dzongkhag and Year, 2016-2020.**

<b>Dzongkhag</b>	<b>2016</b>	<b>2017</b>	<b>2018</b>	<b>2019</b>	<b>2020</b>
Bumthang	31	35	56	53	61
Chukha	316	369	361	316	248
Dagana	13	33	27	50	58
Gasa	6	5	2	8	14
Haa	15	14	44	46	96
Lhuntse	30	31	28	26	15
Mongar	66	99	63	51	42
Paro	151	210	208	353	177
Pemagatshel	38	46	22	35	46
Punakha	53	160	217	255	200
Samdrup Jongkhar	20	23	81	117	59
Samtse	84	119	108	131	210
Sarpang	84	189	207	208	213
Thimphu	921	2409	2395	1889	1206
Trashigang	61	82	63	63	77
Trashiyangtse	25	29	20	31	28
Trongsa	32	31	54	64	38
Tsirang	17	23	101	108	108
Wangdue	109	144	224	258	148
Zhemgang	21	30	29	23	18
<b>Total</b>	<b>2093</b>	<b>4081</b>	<b>4310</b>	<b>4085</b>	<b>3062</b>

**Table 2.5: Number of Criminal Incident by Police Station and Year, 2016-2020.**

<b>Police Station</b>	<b>2016</b>	<b>2017</b>	<b>2018</b>	<b>2019</b>	<b>2020</b>
Bumthang PS	31	35	56	53	61
Dagana PS	10	17	14	34	47
Dorokha PS	6	12	10	8	15
Gasa PS	6	5	2	8	14
Gedu PS	37	77	57	30	14
Gelephu PS	58	145	190	157	156
Gyelposhing PS	23	9	23	18	15
Haa PS	15	14	44	46	96
Jomotshangkha PS	8	12	13	11	11
Lhamoizingkha PS	3	16	13	16	11
Lhuentse PS	30	31	28	26	15
Mongar PS	35	61	38	32	26
Nganglam PS	10	20	7	14	9
Norbugang PS	18	30	21	26	67
Panbang PS	5	9	14	7	5
Paro PS	151	210	208	353	177
Pasakha PS	12	36	25	31	27
Pemagatshel PS	28	26	15	21	37
Pendenling PS	19	19	19	19	22
Phuentsholing PS	189	187	235	244	193
Punakha PS	53	160	217	255	200
Sakteng PS	11	12	1	12	7
Samdrupcholing PS	...	...	7	10	12
Samdrup Jongkhar PS	12	11	61	96	36
Samtse PS	29	44	46	56	83
Sarpang PS	26	44	17	51	57
Tashichholing PS	12	14	12	22	23
Thimphu PS	921	2409	2395	1889	1206
Thrimshing PS	8	5	9	9	8
Trashigang PS	31	55	48	30	46
Trashiyangtse PS	25	29	20	31	28
Trongsa PS	32	31	54	64	38
Tsimasham PS	78	69	44	11	14
Tsirang PS	17	23	101	108	108
Wamrong PS	11	10	5	12	16
Wangdue PS	97	119	184	209	120
Weringla PS	8	29	2	1	1
Zawakha PS	12	25	40	49	28
Zhemgang PS	16	21	15	16	13
<b>Total</b>	<b>2093</b>	<b>4081</b>	<b>4310</b>	<b>4085</b>	<b>3062</b>

**Table 2.6: Number of Criminal Incident by Division and Year, 2016-2020.**

<b>Division</b>	<b>2016</b>	<b>2017</b>	<b>2018</b>	<b>2019</b>	<b>2020</b>
Division I Paro	166	224	252	399	273
Division II Punakha	59	165	219	263	214
Division III Phuentsholing	319	385	374	332	259
Division IV Samtse	84	119	108	131	210
Division V Gelephu	105	219	236	231	231
Division VI Tsirang	27	40	115	142	155
Division VII Trongsa	32	31	54	64	38
Division VIII Samdrup Jongkhar	58	69	103	152	105
Division IX Trashigang	61	82	63	63	77
Division X Mongar	96	130	91	77	57
Division XI Thimphu	921	2409	2395	1889	1206
Division XII Wangdue	109	144	224	258	148
Division XIII Bumthang	31	35	56	53	61
Division XIV Trashiyangtse	25	29	20	31	28
<b>Total</b>	<b>2093</b>	<b>4081</b>	<b>4310</b>	<b>4085</b>	<b>3062</b>



**Table 2.7: Number of Criminal Incident by Types of Offences and Month, 2020.**

Offence	Jan	Feb	Mar	Apr	May	Jun	Jul	Aug	Sep	Oct	Nov	Dec	Total
<b>Offences Related to Penal Code</b>													
<b>Offences Against the Person</b>	<b>81</b>	<b>84</b>	<b>93</b>	<b>94</b>	<b>105</b>	<b>106</b>	<b>90</b>	<b>68</b>	<b>81</b>	<b>82</b>	<b>70</b>	<b>65</b>	<b>1019</b>
Abandonment of a dead infant	1	1	0	0	0	0	0	1	0	0	0	1	4
Abandonment of an infant or a child	0	0	0	0	0	0	0	0	1	0	0	0	1
Aiding and abetting for criminal attempt to voluntary manslaughter	0	0	1	0	0	0	0	0	0	0	0	0	1
Assault	1	6	2	3	11	5	5	3	1	6	4	2	49
Battery	69	71	77	73	86	87	77	50	64	62	58	54	828
Child molestation	0	1	2	3	2	3	2	2	0	2	2	0	19
Criminal Attempt to Rape	0	0	0	1	0	1	0	2	0	0	1	2	7
Criminal attempt to involuntary manslaughter	1	0	0	1	0	0	0	0	1	0	0	0	3
Criminal attempt to marital rape	0	0	0	0	0	0	0	0	0	0	0	1	1
Criminal attempt to rape of a child above twelve years of age	0	0	0	0	0	1	0	0	0	0	0	1	2
Criminal attempt to statutory rape	0	0	0	1	0	0	0	0	1	0	0	0	2
Criminal attempt to voluntary manslaughter	1	0	0	0	0	0	0	0	0	1	0	0	2
Criminal elopement	0	0	0	0	0	1	0	0	0	0	0	0	1
Endangerment of a child	0	0	0	0	0	0	0	0	0	1	0	0	1
Endangerment of a mentally disabled or an incompetent person	0	0	0	1	0	0	0	0	0	0	0	0	1
Escape from lawful custody	0	0	0	1	0	1	0	0	0	4	0	0	6

Table 2.7 Cont....

Offence	Jan	Feb	Mar	Apr	May	Jun	Jul	Aug	Sep	Oct	Nov	Dec	Total
Gang rape	0	0	1	0	0	0	0	0	0	0	0	0	1
Illegal selling or buying of human organs	0	0	0	1	0	0	0	0	0	0	0	0	1
Indecent exposure	0	0	0	0	1	0	1	0	0	0	0	0	2
Involuntary Manslaughter	0	1	1	1	0	0	1	0	1	0	0	1	6
Murder	1	1	0	1	0	0	0	0	0	0	0	0	3
Negligent homicide	1	0	0	0	0	0	0	1	0	0	0	0	2
Rape	0	0	1	0	0	0	1	0	2	0	1	0	5
Rape of a child above 12 years of age	4	2	5	3	2	4	1	5	6	3	3	3	41
Reckless endangerment	0	0	1	1	0	0	0	1	0	0	1	0	4
Sexual Harassment	1	0	0	1	1	2	2	2	2	1	0	0	12
Statutory Rape	0	1	0	2	1	1	0	0	0	1	0	0	6
Trafficking a person	1	0	1	0	0	0	0	0	0	0	0	0	2
Unnatural sex	0	0	0	0	0	0	0	0	1	0	0	0	1
Voluntary Manslaughter	0	0	1	0	1	0	0	1	1	1	0	0	5
<b>Offences Against Property</b>	<b>110</b>	<b>102</b>	<b>79</b>	<b>69</b>	<b>62</b>	<b>65</b>	<b>59</b>	<b>36</b>	<b>44</b>	<b>45</b>	<b>49</b>	<b>62</b>	<b>782</b>
Armed Robbery	0	1	0	0	0	0	2	1	0	0	0	0	4
Arson	0	0	0	0	1	1	0	0	1	0	0	0	3
Auto stripping	5	6	5	11	9	4	9	2	9	5	5	7	77
Breach of Trust	1	2	1	3	3	1	1	0	0	0	0	1	13

Table 2.7 Cont....

Offence	Jan	Feb	Mar	Apr	May	Jun	Jul	Aug	Sep	Oct	Nov	Dec	Total
Burglary	34	35	28	19	10	17	11	17	13	12	18	24	238
Criminal attempt to Larceny	0	0	2	0	0	1	1	0	0	1	0	0	5
Criminal attempt to burglary	1	2	2	0	0	0	1	0	1	1	0	1	9
Criminal misappropriation of property	1	0	0	0	1	0	0	0	0	0	0	0	2
Larceny	47	48	33	23	26	30	23	10	16	17	21	20	314
Larceny by deception	4	3	3	6	4	4	5	1	2	2	1	1	36
Larceny of property lost, mislaid, or delivered by mistake	12	1	1	0	0	0	2	1	0	2	1	4	24
Negligent burning or exploding	0	1	1	0	1	0	1	0	1	0	0	0	5
Pick Pocketing	0	0	0	0	1	0	0	0	0	0	0	0	1
Reckless endangerment of property	1	2	0	0	3	3	3	0	0	2	0	0	14
Robbery	1	0	2	0	1	1	0	0	1	0	0	0	6
Solicitation to commit burglary	1	0	0	0	0	0	0	0	0	0	0	0	1
Theft of service	1	1	0	2	1	1	0	0	0	3	1	3	13
Trespass	1	0	1	4	1	1	0	4	0	0	2	0	14
Unauthorized use of property	0	0	0	1	0	1	0	0	0	0	0	1	3
<b>Offences Against State and Public Order</b>	<b>25</b>	<b>24</b>	<b>45</b>	<b>77</b>	<b>71</b>	<b>40</b>	<b>46</b>	<b>34</b>	<b>29</b>	<b>32</b>	<b>52</b>	<b>51</b>	<b>526</b>
Breach of public order and tranquility	0	0	1	17	5	6	3	9	1	1	21	29	93
Criminal Attempt to Criminal Nuisance	0	0	0	8	0	3	1	1	0	1	2	0	16
Criminal Attempt to Offence against ku, Sung, Thuk-ten or Zung	0	2	3	0	0	2	0	0	1	1	0	0	9

Table 2.7 Cont....

Offence	Jan	Feb	Mar	Apr	May	Jun	Jul	Aug	Sep	Oct	Nov	Dec	Total
Criminal nuisance	1	0	11	17	20	8	18	9	2	6	9	2	103
Damage to cultural or national heritage property and national monuments	1	0	1	0	0	0	0	0	0	0	0	0	2
Disorderly conduct	0	1	0	0	0	0	1	0	1	0	1	0	4
Espionage	0	0	0	0	0	1	0	0	0	0	0	0	1
Failure to report a crime	0	0	0	0	0	1	1	0	1	0	0	1	4
Gambling	2	1	6	8	4	0	2	2	3	0	2	1	31
Harassment	3	4	3	7	18	10	7	3	10	7	3	8	83
Illegal immigration	0	0	0	1	1	1	0	0	0	0	0	0	3
Illegal purchase or sale of an antique	1	0	0	0	0	0	0	0	0	0	0	0	1
Illegal purchase or sale of ku, sung, thuk-ten, or zung	0	0	0	0	0	0	0	0	1	0	0	0	1
Illegal transportation of immigrant	0	1	0	0	1	0	3	0	0	0	0	1	6
Impersonation of an official	0	1	0	0	1	0	0	0	0	0	0	0	2
Impersonation of uniformed personnel	0	1	0	0	0	0	1	1	1	0	0	0	4
Larceny of antique	0	0	1	0	1	2	0	0	1	1	0	0	6
Malicious Mischief	5	7	7	7	10	2	3	4	6	10	10	5	76
Obstruction of lawful authority	0	0	1	5	5	0	0	2	0	1	2	1	17
Obstruction of public service	0	0	0	0	0	0	1	0	0	0	0	0	1
Obstruction of thoroughfare	1	0	0	1	1	0	0	0	0	0	0	0	3
Offence against the ku, sung, thuk-ten, or zung	10	6	10	5	3	2	3	1	1	1	0	3	45

Table 2.7 Cont....

Offence	Jan	Feb	Mar	Apr	May	Jun	Jul	Aug	Sep	Oct	Nov	Dec	Total
Prowling	0	0	0	0	0	0	0	0	0	0	1	0	1
Public intoxication	0	0	0	1	0	0	0	2	0	1	1	0	5
Reporting of false information	1	0	1	0	1	2	1	0	0	1	0	0	7
Sedition	0	0	0	0	0	0	1	0	0	0	0	0	1
Tampering with a dead body	0	0	0	0	0	0	0	0	0	1	0	0	1
<b>Miscellaneous Offences</b>	<b>1</b>	<b>5</b>	<b>6</b>	<b>3</b>	<b>5</b>	<b>2</b>	<b>2</b>	<b>1</b>	<b>7</b>	<b>2</b>	<b>1</b>	<b>3</b>	<b>38</b>
Computer pornography	0	0	0	0	0	0	0	1	0	0	0	0	1
Display of weapon	1	5	4	0	5	2	2	0	6	1	1	3	30
Illegal hunting or fishing	0	0	0	2	0	0	0	0	0	0	0	0	2
Illegal manufacturing of a firearm, ammunition, explosive, or other lethal weapon	0	0	1	0	0	0	0	0	0	0	0	0	1
Illegal possession of a firearm, ammunition, explosive, or other lethal weapon	0	0	0	0	0	0	0	0	1	0	0	0	1
Illegal transaction of controlled substances	0	0	0	0	0	0	0	0	0	1	0	0	1
Possession of a controlled substance	0	0	1	0	0	0	0	0	0	0	0	0	1
Tampering with computer materials	0	0	0	1	0	0	0	0	0	0	0	0	1
<b>Commercial Crime, Fraud, Corruption And Related Offences</b>	<b>14</b>	<b>17</b>	<b>8</b>	<b>10</b>	<b>13</b>	<b>19</b>	<b>11</b>	<b>11</b>	<b>12</b>	<b>15</b>	<b>7</b>	<b>14</b>	<b>151</b>
Blackmail	0	0	1	0	0	0	0	0	0	0	0	0	1
Deceptive practice	6	7	3	2	7	4	2	0	3	6	2	2	44
Defamation	1	1	3	4	3	6	0	6	2	4	4	3	37

Table 2.7 Cont...

Offence	Jan	Feb	Mar	Apr	May	Jun	Jul	Aug	Sep	Oct	Nov	Dec	Total
Embezzlement	0	0	0	0	0	0	2	0	0	0	0	0	2
Forgery	3	2	0	2	1	3	3	1	1	0	0	1	17
Fraudulent cheque writing	4	7	1	1	1	5	3	3	3	3	1	8	40
Libel	0	0	0	1	1	1	1	1	3	2	0	0	10
<b>Offence Related To Child Care And Protection Act</b>	<b>0</b>	<b>1</b>	<b>1</b>	<b>1</b>	<b>1</b>	<b>0</b>	<b>0</b>	<b>0</b>	<b>0</b>	<b>2</b>	<b>1</b>	<b>0</b>	<b>7</b>
Child Battery	0	1	1	1	1	0	0	0	0	2	1	0	7
<b>Offences Related To Domestic Violence Prevention Act</b>	<b>2</b>	<b>6</b>	<b>2</b>	<b>2</b>	<b>0</b>	<b>2</b>	<b>4</b>	<b>2</b>	<b>7</b>	<b>2</b>	<b>0</b>	<b>4</b>	<b>33</b>
Economic abuse	0	1	0	0		0	0	0	0	0		1	2
Emotional abuse	2	5	2	2		2	4	2	7	2		3	31
<b>Offences Related To Narcotic Drugs, Psychological Substance And Substance Abuse Act</b>	<b>39</b>	<b>60</b>	<b>65</b>	<b>59</b>	<b>38</b>	<b>42</b>	<b>43</b>	<b>32</b>	<b>23</b>	<b>26</b>	<b>18</b>	<b>10</b>	<b>455</b>
Criminal attempt to Illicit trafficking of narcotic drugs and psychotropic substances	0	0	1	0	0	0	0	0	0	0	0	0	1
Illegal possession of cannabis and its derivatives	0	0	0	1	0	0	0	0	0	0	0	0	1
Illegal sale of inhalants or solvents	1	0	0	0	0	0	0	0	0	0	0	0	1
Illicit trafficking of cannabis and its derivatives	1	1	1	2	1	2	4	1	1	3	0	1	18
Illicit trafficking of narcotic drugs and psychotropic substances	8	5	15	16	7	6	8	3	3	1	2	2	76
Offence of substance abuse	28	54	48	40	30	34	31	28	19	21	16	7	356
Offence of substance abuse by minor	1	0	0	0	0	0	0	0	0	1	0	0	2
<b>Offences Related To Tobacco Control Act</b>	<b>1</b>	<b>3</b>	<b>4</b>	<b>2</b>	<b>5</b>	<b>8</b>	<b>8</b>	<b>2</b>	<b>3</b>	<b>4</b>	<b>6</b>	<b>4</b>	<b>50</b>

Table 2.7 Cont...

Offence	Jan	Feb	Mar	Apr	May	Jun	Jul	Aug	Sep	Oct	Nov	Dec	Total
Buy tobacco or tobacco products	0	1	0	0	0	0	0	0	0	1	0	0	2
Knowingly transport tobacco or tobacco products without proof of tax and duty payments or beyond the permissible quantity and type determined by Parliament	0	0	1	1	0	0	1	0	0	0	0	0	3
Possess tobacco or tobacco products without proof of tax and duty payments or beyond the permissible quantity and type determined by Parliament	0	1	0	0	0	2	1	1	0	0	0	1	6
Sell or distribute tobacco or tobacco products	1	0	1	0	3	1	2	1	0	1	4	2	16
Smuggling of tobacco and tobacco products	0	1	2	1	2	5	4	0	3	2	2	1	23
<b>Offences Related Land Act</b>	<b>0</b>	<b>0</b>	<b>0</b>	<b>0</b>	<b>0</b>	<b>0</b>	<b>0</b>	<b>0</b>	<b>0</b>	<b>0</b>	<b>1</b>	<b>0</b>	<b>1</b>
Removing the pegs grounded in the land to demarcate land boundary coordinates	0	0	0	0	0	0	0	0	0	0	1	0	1
<b>Total</b>	<b>273</b>	<b>302</b>	<b>303</b>	<b>317</b>	<b>300</b>	<b>284</b>	<b>263</b>	<b>186</b>	<b>206</b>	<b>210</b>	<b>205</b>	<b>213</b>	<b>3062</b>

Table 2.8: Number of Criminal Incident by Types of Offences and Dzongkhag, 2020.

Offence	Bumthang	Chukha	Dagana	Gasa	Haa	Lhuntse	Mongar	Paro	Pemagatshel	Punakha	Samdrup Jongkhar	Samtse	Sarpang	Thimphu	Trashigang	Trashiyangtse	Trongsa	Tsirang	Wangdue	Zhemgang	Total	
<b>Offences Related to Penal Code of Bhutan</b>																						
<b>Offences Against the Person</b>	21	92	29	5	50	5	27	49	17	81	28	43	77	290	33	12	17	74	60	9	1019	
Abandonment of a dead infant	0	0	0	0	2	0	0	1	0	0	0	0	0	1	0	0	0	0	0	0	0	4
Abandonment of an infant or a child	0	0	0	0	0	0	0	0	0	0	0	0	0	1	0	0	0	0	0	0	0	1
Aiding and abetting for criminal attempt to voluntary manslaughter	0	0	0	0	0	0	0	1	0	0	0	0	0	0	0	0	0	0	0	0	0	1
Assault	0	0	0	1	7	0	0	2	0	6	1	2	0	15	1	1	1	9	3	0	0	49
Battery	19	82	27	3	38	3	24	24	13	66	25	32	62	247	22	9	12	63	51	6	828	
Child molestation	1	1	1	0	1	0	0	2	2	0	1	1	4	4	0	0	0	0	1	0	0	19
Criminal Attempt to Rape	0	1	0	0	0	0	0	0	0	1	0	2	1	1	0	0	0	0	0	1	0	7
Criminal attempt to involuntary manslaughter	0	1	0	0	0	0	1	0	0	0	0	0	1	0	0	0	0	0	0	0	0	3
Criminal attempt to marital rape	0	0	0	0	0	0	0	0	0	0	1	0	0	0	0	0	0	0	0	0	0	1
Criminal attempt to rape of a child above twelve years of age	0	1	0	0	0	0	0	1	0	0	0	0	0	0	0	0	0	0	0	0	0	2



Table 2.8 Cont...

Offence	Bumthang	Chukha	Dagana	Gasa	Haa	Lhuntse	Mongar	Paro	Pemagatshel	Punakha	Samdrup Jongkhar	Samtse	Sarpang	Thimphu	Trashigang	Trashiyangtse	Trongsa	Tsirang	Wangdue	Zhemgang	Total
Criminal attempt to statutory rape	0	0	0	0	0	0	0	0	0	1	0	0	1	0	0	0	0	0	0	0	2
Criminal attempt to voluntary manslaughter	0	1	0	0	0	0	0	0	0	0	0	0	0	0	0	0	0	0	0	1	2
Criminal elopement	0	0	0	0	0	0	0	0	0	0	0	0	0	0	0	1	0	0	0	0	1
Endangerment of a child	0	0	0	0	0	0	0	0	0	0	0	0	0	0	0	1	0	0	0	0	1
Endangerment of a mentally disabled or an incompetent person	0	0	0	0	0	0	0	0	0	0	0	0	0	1	0	0	0	0	0	0	1
Escape from lawful custody	0	0	0	0	0	0	0	0	0	0	0	0	0	2	1	0	0	0	3	0	6
Gang rape	0	0	0	0	0	0	0	1	0	0	0	0	0	0	0	0	0	0	0	0	1
Illegal selling or buying of human organs	0	1	0	0	0	0	0	0	0	0	0	0	0	0	0	0	0	0	0	0	1
Indecent exposure	0	0	0	0	0	0	0	0	0	0	0	0	0	0	1	0	0	0	1	0	2
Involuntary Manslaughter	0	0	0	1	1	0	0	3	0	0	0	0	1	0	0	0	0	0	0	0	6
Murder	0	0	0	0	0	1	0	0	0	0	0	1	1	0	0	0	0	0	0	0	3
Negligent homicide	0	0	0	0	0	0	0	0	0	0	0	0	0	0	1	0	0	0	0	1	2
Rape	0	0	0	0	0	0	0	0	0	1	0	0	1	2	0	0	0	1	0	0	5

Table 2.8 Cont...

Offence	Bumthang	Chukha	Dagana	Gasa	Haa	Lhuntse	Mongar	Paro	Pemagatshel	Punakha	Samdrup Jongkhar	Samtse	Sarpang	Thimphu	Trashigang	Trashiyangtse	Trongsa	Tsirang	Wangdue	Zhemgang	Total
Rape of a child above 12 years of age	1	4	1	0	0	0	1	12	0	2	0	4	2	10	1	0	2	1	0	0	41
Reckless endangerment	0	0	0	0	0	0	0	0	0	1	0	0	0	1	2	0	0	0	0	0	4
Sexual Harassment	0	0	0	0	0	1	1	1	0	0	0	1	2	3	2	0	1	0	0	0	12
Statutory Rape	0	0	0	0	0	0	0	0	2	2	0	0	1	0	1	0	0	0	0	0	6
Trafficking a person	0	0	0	0	0	0	0	0	0	1	0	0	0	1	0	0	0	0	0	0	2
Unnatural sex	0	0	0	0	0	0	0	0	0	0	0	0	0	1	0	0	0	0	0	0	1
Voluntary Manslaughter	0	0	0	0	1	0	0	1	0	0	0	0	0	0	1	0	1	0	1	0	5
<b>Offences Against Property</b>	<b>8</b>	<b>29</b>	<b>17</b>	<b>3</b>	<b>24</b>	<b>1</b>	<b>7</b>	<b>68</b>	<b>9</b>	<b>37</b>	<b>8</b>	<b>21</b>	<b>44</b>	<b>418</b>	<b>13</b>	<b>5</b>	<b>11</b>	<b>18</b>	<b>38</b>	<b>3</b>	<b>782</b>
Armed Robbery	0	0	0	0	0	0	0	1	0	0	0	0	0	3	0	0	0	0	0	0	4
Arson	0	0	0	0	0	0	0	0	2	0	1	0	0	0	0	0	0	0	0	0	3
Auto stripping	0	3	0	0	3	0	0	1	2	0	2	3	4	57	1	0	1	0	0	0	77
Breach of Trust	0	3	0	0	0	0	0	0	1	3	0	0	2	3	0	0	0	0	1	0	13
Burglary	3	7	13	1	8	1	2	39	1	10	1	11	15	88	8	1	2	12	14	1	238
Criminal attempt to Larceny	1	0	0	0	0	0	0	0	0	0	0	0	0	3	0	0	1	0	0	0	5

Table 2.8 Cont...

Offence	Bumthang	Chukha	Dagana	Gasa	Haa	Lhuntse	Mongar	Paro	Pemagatshel	Punakha	Samdrup Jongkhar	Samtse	Sarpang	Thimphu	Trashigang	Trashiyangtse	Trongsa	Tsirang	Wangdue	Zhemgang	Total
Criminal attempt to burglary	0	0	0	0	0	0	1	1	0	0	0	0	0	6	0	0	0	0	1	0	9
Criminal misappropriation of property	0	0	0	0	0	0	0	0	0	0	0	0	0	2	0	0	0	0	0	0	2
Larceny	0	14	4	2	10	0	4	21	1	21	1	6	19	173	4	4	6	5	17	2	314
Larceny by deception	1	1	0	0	0	0	0	0	1	0	0	1	0	28	0	0	1	0	3	0	36
Larceny of property lost, mislaid, or delivered by mistake	0	0	0	0	1	0	0	2	0	1	1	0	0	19	0	0	0	0	0	0	24
Negligent burning or exploding	0	0	0	0	0	0	0	0	1	1	0	0	0	1	0	0	0	1	1	0	5
Pick Pocketing	0	0	0	0	0	0	0	0	0	0	0	0	1	0	0	0	0	0	0	0	1
Reckless endangerment of property	0	0	0	0	0	0	0	1	0	0	0	0	0	13	0	0	0	0	0	0	14
Robbery	0	0	0	0	0	0	0	0	0	1	0	0	0	5	0	0	0	0	0	0	6
Solicitation to commit burglary	0	0	0	0	0	0	0	0	0	0	1	0	0	0	0	0	0	0	0	0	1
Theft of service	0	1	0	0	0	0	0	0	0	0	0	0	1	11	0	0	0	0	0	0	13
Trespass	3	0	0	0	2	0	0	1	0	0	1	0	2	4	0	0	0	0	1	0	14

Table 2.8 Cont...

Offence	Bumthang	Chukha	Dagana	Gasa	Haa	Lhuntse	Mongar	Paro	Pemagatshel	Punakha	Samdrup Jongkhar	Samtse	Sarpang	Thimphu	Trashigang	Trashiyangtse	Trongsa	Tsirang	Wangdue	Zhemgang	Total
Unauthorized use of property	0	0	0	0	0	0	0	1	0	0	0	0	0	2	0	0	0	0	0	0	3
<b>Offences Against State and Public Order</b>	<b>21</b>	<b>37</b>	<b>5</b>	<b>3</b>	<b>18</b>	<b>5</b>	<b>4</b>	<b>13</b>	<b>11</b>	<b>34</b>	<b>13</b>	<b>87</b>	<b>57</b>	<b>154</b>	<b>18</b>	<b>6</b>	<b>5</b>	<b>4</b>	<b>28</b>	<b>3</b>	<b>526</b>
Breach of public order and tranquility	10	4	1	0	2	0	0	1	4	1	1	17	4	35	4	0	2	2	5	0	93
Criminal Attempt to Criminal Nuisance	0	0	0	0	0	0	0	0	0	0	0	4	12	0	0	0	0	0	0	0	16
Criminal Attempt to Offence against ku, Sung, Thuk-ten or Zung	1	0	0	0	0	1	0	0	0	0	0	1	0	4	2	0	0	0	0	0	9
Criminal nuisance	0	11	2	0	0	0	0	0	1	0	5	55	28	0	0	0	0	0	0	1	103
Damage to cultural or national heritage property and national monuments	0	0	0	0	0	0	0	2	0	0	0	0	0	0	0	0	0	0	0	0	2
Disorderly conduct	1	1	0	0	0	0	0	1	0	1	0	0	0	0	0	0	0	0	0	0	4
Espionage	0	0	0	0	0	0	0	0	0	0	0	0	0	1	0	0	0	0	0	0	1
Failure to report a crime	0	0	0	0	0	0	0	0	0	0	0	4	0	0	0	0	0	0	0	0	4
Gambling	0	2	0	0	0	0	0	0	1	1	0	0	0	24	1	0	0	0	2	0	31
Harassment	2	4	0	0	8	1	0	3	0	21	1	3	7	26	0	1	0	0	6	0	83

Table 2.8 Cont...

Offence	Bumthang	Chukha	Dagana	Gasa	Haa	Lhuntse	Mongar	Paro	Pemagatshel	Punakha	Samdrup Jongkhar	Samtse	Sarpang	Thimphu	Trashigang	Trashiyangtse	Trongsa	Tsirang	Wangdue	Zhemgang	Total
Illegal immigration	0	2	0	0	0	0	0	0	0	0	0	0	1	0	0	0	0	0	0	0	3
Illegal purchase or sale of an antique	0	0	0	1	0	0	0	0	0	0	0	0	0	0	0	0	0	0	0	0	1
Illegal purchase or sale of ku, sung, thuk-ten, or zung	0	0	0	0	0	0	0	0	0	0	0	0	0	0	1	0	0	0	0	0	1
Illegal transportation of immigrant	0	4	0	0	0	0	0	0	0	0	1	0	0	1	0	0	0	0	0	0	6
Impersonation of an official	0	0	0	0	0	0	0	0	0	0	0	0	0	1	0	0	0	1	0	0	2
Impersonation of uniformed personnel	0	0	0	0	0	0	0	0	0	0	0	0	0	4	0	0	0	0	0	0	4
Larceny of antique	1	0	0	1	0	0	0	0	0	0	0	0	0	1	1	0	0	0	2	0	6
Malicious Mischief	2	2	2	0	3	1	0	1	0	7	2	1	3	40	2	3	2	1	4	0	76
Obstruction of lawful authority	1	5	0	0	0	0	0	0	0	0	1	1	2	6	0	0	0	0	1	0	17
Obstruction of public service	0	1	0	0	0	0	0	0	0	0	0	0	0	0	0	0	0	0	0	0	1
Obstruction of thoroughfare	1	0	0	0	1	0	0	0	0	1	0	0	0	0	0	0	0	0	0	0	3
Offence against the ku, sung, thuk-ten, or zung	2	0	0	1	3	2	4	5	5	1	2	0	0	6	6	2	0	0	4	2	45
Prowling	0	0	0	0	1	0	0	0	0	0	0	0	0	0	0	0	0	0	0	0	1

Table 2.8 Cont...

Offence	Bumthang	Chukha	Dagana	Gasa	Haa	Lhuntse	Mongar	Paro	Pemagatshel	Punakha	Samdrup Jongkhar	Samtse	Sarpang	Thimphu	Trashigang	Trashiyangtse	Trongsa	Tsirang	Wangdue	Zhemgang	Total
Public intoxication	0	1	0	0	0	0	0	0	0	0	0	0	0	3	0	0	0	0	1	0	5
Reporting of false information	0	0	0	0	0	0	0	0	0	1	0	1	0	1	1	0	1	0	2	0	7
Sedition	0	0	0	0	0	0	0	0	0	0	0	0	0	1	0	0	0	0	0	0	1
Tampering with a dead body	0	0	0	0	0	0	0	0	0	0	0	0	0	0	0	0	0	0	1	0	1
<b>Miscellaneous Offences</b>	<b>0</b>	<b>3</b>	<b>0</b>	<b>0</b>	<b>0</b>	<b>0</b>	<b>0</b>	<b>5</b>	<b>3</b>	<b>3</b>	<b>0</b>	<b>1</b>	<b>0</b>	<b>16</b>	<b>0</b>	<b>1</b>	<b>3</b>	<b>3</b>	<b>0</b>	<b>0</b>	<b>38</b>
Computer pornography	0	0	0	0	0	0	0	0	0	0	0	0	0	1	0	0	0	0	0	0	1
Display of weapon	0	2	0	0	0	0	0	5	1	2	0	1	0	15	0	1	3	0	0	0	30
Illegal hunting or fishing	0	0	0	0	0	0	0	0	0	0	0	0	0	0	0	0	0	2	0	0	2
Illegal manufacturing of a firearm, ammunition, explosive, or other lethal weapon	0	0	0	0	0	0	0	0	1	0	0	0	0	0	0	0	0	0	0	0	1
Illegal possession of a firearm, ammunition, explosive, or other lethal weapon	0	1	0	0	0	0	0	0	0	0	0	0	0	0	0	0	0	0	0	0	1
Illegal transaction of controlled substances	0	0	0	0	0	0	0	0	1	0	0	0	0	0	0	0	0	0	0	0	1

Table 2.8 Cont...

Offence	Bumthang	Chukha	Dagana	Gasa	Haa	Lhuntse	Mongar	Paro	Pemagatshel	Punakha	Samdrup Jongkhar	Samtse	Sarpang	Thimphu	Trashigang	Trashiyangtse	Trongsa	Tsirang	Wangdue	Zhemgang	Total
Possession of a controlled substance	0	0	0	0	0	0	0	0	0	1	0	0	0	0	0	0	0	0	0	0	1
Tampering with computer materials	0	0	0	0	0	0	0	0	0	0	0	0	0	0	0	0	0	1	0	0	1
<b>Commercial Crime, Fraud, Corruption And Related Offences</b>	<b>2</b>	<b>14</b>	<b>2</b>	<b>2</b>	<b>0</b>	<b>1</b>	<b>1</b>	<b>6</b>	<b>4</b>	<b>15</b>	<b>2</b>	<b>3</b>	<b>5</b>	<b>76</b>	<b>7</b>	<b>1</b>	<b>1</b>	<b>1</b>	<b>7</b>	<b>1</b>	<b>151</b>
Blackmail	0	0	0	0	0	0	0	0	0	1	0	0	0	0	0	0	0	0	0	0	1
Deceptive practice	1	0	0	1	0	1	0	3	1	3	1	2	3	25	3	0	0	0	0	0	44
Defamation	1	1	2	0	0	0	0	1	3	3	0	0	0	15	3	0	0	0	7	1	37
Embezzlement	0	0	0	0	0	0	0	0	0	0	0	1	0	1	0	0	0	0	0	0	2
Forgery	0	0	0	0	0	0	1	1	0	4	0	0	0	9	1	1	0	0	0	0	17
Fraudulent cheque writing	0	13	0	1	0	0	0	1	0	2	0	0	2	20	0	0	1	0	0	0	40
Libel	0	0	0	0	0	0	0	0	0	2	1	0	0	6	0	0	0	1	0	0	10
<b>Offence Related To Child Care And Protection Act</b>	<b>0</b>	<b>1</b>	<b>0</b>	<b>0</b>	<b>0</b>	<b>0</b>	<b>0</b>	<b>0</b>	<b>0</b>	<b>1</b>	<b>0</b>	<b>0</b>	<b>1</b>	<b>3</b>	<b>0</b>	<b>0</b>	<b>0</b>	<b>0</b>	<b>1</b>	<b>0</b>	<b>7</b>
Child Battery	0	1	0	0	0	0	0	0	0	1	0	0	1	3	0	0	0	0	1	0	7

Table 2.8 Cont...

Offence	Bumthang	Chukha	Dagana	Gasa	Haa	Lhuntse	Mongar	Paro	Pemagatshel	Punakha	Samdrup Jongkhar	Samtse	Sarpang	Thimphu	Trashigang	Trashiyangtse	Trongsa	Tsirang	Wangdue	Zhemgang	Total
<b>Offences Related To Domestic Violence Prevention Act</b>	2	0	1	0	3	1	0	0	1	1	0	0	13	2	0	2	0	4	3	0	33
Economic abuse	1	0	0	0	0	0	0	0	1	0	0	0	0	0	0	0	0	0	0	0	2
Emotional abuse	1	0	1	0	3	1	0	0	0	1	0	0	13	2	0	2	0	4	3	0	31
<b>Offences Related To Narcotic Drugs, Psychological Substance And Substance Abuse Act</b>	6	50	1	1	1	2	2	35	1	27	4	53	12	241	5	1	1	1	9	2	455
Criminal attempt to Illicit trafficking of narcotic drugs and psychotropic substances	0	0	0	0	0	0	0	0	0	0	0	0	1	0	0	0	0	0	0	0	1
Illegal possession of cannabis and its derivatives	0	0	0	0	0	0	0	0	0	0	0	0	0	0	0	1	0	0	0	0	1
Illegal sale of inhalants or solvents	0	0	0	0	0	0	0	1	0	0	0	0	0	0	0	0	0	0	0	0	1
Illicit trafficking of cannabis and its derivatives	1	0	0	0	0	2	1	0	0	4	2	1	1	4	1	0	1	0	0	0	18



Table 2.8 Cont...

Offence	Bumthang	Chukha	Dagana	Gasa	Haa	Lhuntse	Mongar	Paro	Pemagatshel	Punakha	Samdrup Jongkhar	Samtse	Sarpang	Thimphu	Trashigang	Trashiyangtse	Trongsa	Tsirang	Wangdue	Zhemgang	Total	
Illicit trafficking of narcotic drugs and psychotropic substances	0	31	0	0	0	0	1	7	0	1	0	7	6	22	1	0	0	0	0	0	0	76
Offence of substance abuse	5	19	1	1	1	0	0	26	1	22	2	45	4	215	3	0	0	1	8	2	356	
Offence of substance abuse by minor	0	0	0	0	0	0	0	1	0	0	0	0	0	0	0	0	0	0	1	0	2	
<b>Offences Related To Tobacco Control Act</b>	<b>1</b>	<b>22</b>	<b>2</b>	<b>0</b>	<b>0</b>	<b>0</b>	<b>1</b>	<b>1</b>	<b>0</b>	<b>1</b>	<b>4</b>	<b>2</b>	<b>4</b>	<b>6</b>	<b>1</b>	<b>0</b>	<b>0</b>	<b>3</b>	<b>2</b>	<b>0</b>	<b>50</b>	
Buy tobacco or tobacco products	0	0	0	0	0	0	0	0	0	1	0	1	0	0	0	0	0	0	0	0	0	2
Knowingly transport tobacco or tobacco products without proof of tax and duty payments or beyond the permissible quantity and type determined by Parliament	0	0	0	0	0	0	0	0	0	0	0	0	3	0	0	0	0	0	0	0	0	3
Possess tobacco or tobacco products without proof of tax and duty payments or beyond the permissible quantity and type determined by Parliament	0	0	1	0	0	0	1	0	0	0	2	0	0	0	0	0	0	2	0	0	0	6

Table 2.8 Cont...

Offence	Bumthang	Chukha	Dagana	Gasa	Haa	Lhuntse	Mongar	Paro	Pemagatshel	Punakha	Samdrup Jongkhar	Samtse	Sarpang	Thimphu	Trashigang	Trashiyangtse	Trongsa	Tsirang	Wangdue	Zhemgang	Total
Sell or distribute tobacco or tobacco products	1	0	1	0	0	0	0	1	0	0	2	1	0	6	1	0	0	1	2	0	16
Smuggling of tobacco and tobacco products	0	22	0	0	0	0	0	0	0	0	0	0	1	0	0	0	0	0	0	0	23
<b>Offences Related Land Act</b>	<b>0</b>	<b>0</b>	<b>1</b>	<b>0</b>	<b>0</b>	<b>0</b>	<b>0</b>	<b>0</b>	<b>0</b>	<b>0</b>	<b>0</b>	<b>0</b>	<b>0</b>	<b>0</b>	<b>0</b>	<b>0</b>	<b>0</b>	<b>0</b>	<b>0</b>	<b>0</b>	<b>1</b>
Removing the pegs grounded in the land to demarcate land boundary coordinates	0	0	1	0	0	0	0	0	0	0	0	0	0	0	0	0	0	0	0	0	1
<b>Total</b>	<b>61</b>	<b>248</b>	<b>58</b>	<b>14</b>	<b>96</b>	<b>15</b>	<b>42</b>	<b>177</b>	<b>46</b>	<b>200</b>	<b>59</b>	<b>210</b>	<b>213</b>	<b>1206</b>	<b>77</b>	<b>28</b>	<b>38</b>	<b>108</b>	<b>148</b>	<b>18</b>	<b>3062</b>

**Table 2.9: Number of Criminal Incident by Types of Offences and Year, 2016 - 2020.**

Offence	2016	2017	2018	2019	2020
<b>Offences Against The Person</b>	<b>521</b>	<b>1,143</b>	<b>1,270</b>	<b>1,044</b>	<b>1,019</b>
Abandonment of a Dead Infant	1	5	2	3	4
Abandonment of an Infant or a Child	1	5	1	5	1
Aiding and abetting for Criminal Attempt to Voluntary Manslaughter	0	0	0	0	1
Assault	16	48	40	29	49
Battery	400	980	1,098	895	828
Bestiality	0	1	1	2	0
Child abuse	0	0	1	0	0
Child Molestation	8	16	15	16	19
Criminal attempt to Involuntary Manslaughter	0	0	0	1	3
Criminal attempt to Marital Rape	0	0	0	0	1
Criminal attempt to Murder	2	1	0	1	0
Criminal attempt to Rape	10	6	8	2	7
Criminal attempt to Rape of a Child above Twelve Years of age	3	1	2	1	2
Criminal attempt to Rape of a Married Person	1	0	3	2	0
Criminal attempt to Statutory Rape	1	3	2	2	2
Criminal attempt to Voluntary Manslaughter	2	0	4	2	2
Criminal Elopement	1	1	0	1	1
Endangerment of a Child	0	1	3	1	1
Endangerment of a mentally disabled or an incompetent person	0	0	0	0	1
Escape From Lawful Custody	2	1	4	3	6
Gang Rape	0	2	1	1	1
Gang Rape of a Child Below 12 Years of age	1	0	0	0	0
Gang Rape of a Married Person	1	0	0	1	0
Illegal abortion	0	2	1	0	0
Illegal selling or buying of human organs	0	0	0	0	1
Incest	0	1	0	0	0
Indecent Exposure	1	0	0	1	2
Infringement of Movement	0	0	0	0	0
Involuntary Manslaughter	6	3	6	2	6
Kidnapping	1	0	0	0	0
Marital Rape	0	0	1	0	0
Murder	6	10	7	6	3
Negligent Homicide	0	0	2	1	2
Rape	6	5	8	1	5
Rape of a Child above 12 Years of age	29	23	30	40	41
Rape of a Married Person	2	6	3	3	0
Rape of a Pregnant Women	1	1	0	0	0
Reckless Endangerment	1	4	3	5	4

Table 2.9 Cont...

Offence	2016	2017	2018	2019	2020
Sexual Harassment	8	7	13	9	12
Statutory Rape	5	2	6	8	6
Trafficking a Person	2	1	1	0	2
Trafficking of a Child	0	1	1	0	0
Un-Natural Sex	0	3	1	0	1
Voluntary Manslaughter	3	3	2	0	5
<b>Offences against Property</b>	<b>888</b>	<b>1,863</b>	<b>1,938</b>	<b>1,904</b>	<b>782</b>
Armed Robbery	1	5	3	2	4
Arson	6	1	5	6	3
Auto Stripping	76	255	153	170	77
Breach of Trust	9	22	7	11	13
Burglary	322	431	369	383	238
Criminal attempt to armed Robbery	1	0	1	0	0
Criminal attempt to arson	0	2	3	0	0
Criminal attempt to Burglary	11	32	20	12	9
Criminal attempt to Larceny	3	12	5	4	5
Criminal attempt to Robbery	0	0	1	0	0
Criminal Misappropriation of Property	3	2	4	4	2
Extortion	2	0	0	0	0
Larceny	381	867	892	735	314
Larceny By Deception	23	38	41	32	36
Larceny of Property Lost, Mislaid, or Delivered By Mistake	1	127	340	474	24
Negligent Burning or Exploding	0	3	0	1	5
Pick Pocketing	4	16	8	4	1
Possession of stolen property	0	0	0	0	0
Reckless Endangerment of Property	5	8	16	10	14
Robbery	24	12	35	24	6
Solicitation to commit burglary	0	0	0	0	1
Theft of Service	2	7	19	17	13
Trespass	9	15	9	11	14
Unauthorized Used of Property	5	8	7	4	3
<b>Offences against State and Public order</b>	<b>197</b>	<b>342</b>	<b>303</b>	<b>235</b>	<b>526</b>
Abandonment of a Person In Danger	1	0	0	0	0
Breach of public order and tranquility	0	0	0	0	93
Caretaker's Negligence Causing Loss or Larceny of Ku, Sung, Thuk-Ten, Zung or antique	1	3	1	1	0
Criminal attempt to offence against Ku, Sung, Thuk-Ten or Zung	4	12	13	2	9
Criminal attempt to criminal nuisance	0	0	0	0	16
Criminal Nuisance	1	0	0	1	103

Table 2.9 Cont...

Offence	2016	2017	2018	2019	2020
Damage to Cultural or National Heritage Property and National Monuments	1	0	0	0	2
Damage to Religious Objects	0		0	1	0
Disorderly Conduct	2	2	2	5	4
Endangerment of a Public Water Source	1	0	0	1	0
Espionage	0	0	0	0	1
Failure to assist Lawful authority	0	1	0	0	0
Failure to report a crime	0	0	0	0	4
Gambling	2	24	28	8	31
Harassment	19	58	76	64	83
Illegal Immigration	0	0	0	4	3
Illegal Purchase or Sale of an antique	1	1	1	1	1
Illegal Purchase or Sale of Ku-Sung-Thuk-Ten or Zungs	0	0	0	0	1
Illegal Sale of alcohol	0	0	0	0	0
Illegal Transportation of Immigrant	0	0	1	0	6
Impersonation of an official	2	0	2	2	2
Impersonation of Uniformed Personnel	0	0	0	1	4
Larceny of antique	3	3	4	6	6
Lewd and Lascivious Conduct	0	0	0	1	0
Malicious Mischief	55	84	66	48	76
Obstruction of Lawful authority	3	10	14	5	17
Obstruction of Public Service	0	1	0	0	1
Obstruction of Thoroughfare	0	2	0	1	3
Offence against The Ku, Sung, Thuk-Ten, or Zung	94	129	82	79	45
Patronizing a Prostitute	0	0	1	3	0
Promotion of Civil Unrest	0	0	1	1	0
Promotion of Prostitution	0	0	1	0	0
Prostitution	0	2	0	0	0
Prowling	2	1	1	0	1
Public Intoxication	3	5	2	0	5
Reporting of False Information	2	3	2	0	7
Sedition	0	0	3	0	1
Tampering With a Dead Body	0	1	1	0	1
Terrorism	0	0	1	0	0
<b>Miscellaneous Offences</b>	<b>63</b>	<b>68</b>	<b>45</b>	<b>29</b>	<b>38</b>
Computer Pornography	3	5	3	2	1
Display of Weapon	12	22	31	17	30
False alarm	0	0	3	0	0
Illegal Hunting or Fishing	2	2	3	2	2

Table 2.9 Cont...

Offence	2016	2017	2018	2019	2020
Illegal Manufacturing of a Fire arms, ammunition, Explosive or Other Lethal Weapons	1	0	0	0	1
Illegal Possession of a Firearm, ammunition, Explosive, or Other Lethal Weapon	4	7	4	1	1
Illegal Sale and Use of Harmful Chemical Substance	1	0	0	2	0
Illegal Sale or Purchase of a Firearm, ammunition, Explosive or Other Lethal Weapons	0	1	0	0	0
Illegal Transaction of Controlled Substances	9	0	0	3	1
Possession of a Controlled Substance	19	11	0	2	1
Risking The Protected Species	0	0	1	0	0
Sale of a Prescription For a Controlled Substances	12	19	0	0	0
Tampering With Computer Materials	0	1	0	0	1
<b>Commercial Crime, Fraud, Corruption and Related Offences</b>	<b>60</b>	<b>69</b>	<b>89</b>	<b>158</b>	<b>151</b>
Black Mail	0	0	1	0	1
Bribery	3	0	1	0	0
Counterfeiting	1	2	3	0	0
Criminal attempt to Deceptive Practice	0	0	1	0	0
Criminal attempt to Smuggling	0	0	1	0	0
Deceptive Practice	16	6	25	33	44
Defamation	3	7	6	10	37
Embezzlement	2	4	4	6	2
Execution of a Document By Deception	1	0	0	0	0
Forgery	15	24	12	23	17
Fraudulent Cheque Writing	9	13	23	61	40
Fraudulent Insolvency	0	0	0	1	0
Libel	1	6	3	5	10
Money Laundering	1	0	4	0	0
Official Misconduct	1	0	0	1	0
Smuggling	7	6	5	17	0
Tampering With Documents	0	1	0	1	0
<b>Solicitation, Conspiracy and aiding and abetting</b>	<b>1</b>	<b>3</b>	<b>0</b>	<b>0</b>	<b>0</b>
Aiding and abetting	1	1	0	0	0
Criminal Conspiracy	0	1	0	0	0
Solicitation	0	1	0	0	0
<b>Offence Related To Child Care And Protection Act</b>	<b>0</b>	<b>0</b>	<b>7</b>	<b>5</b>	<b>7</b>
Child battery	0	0	7	4	7
Cruelty to a Child	0	0	0	1	0
<b>Offences Related To Domestic Violence Prevention Act</b>	<b>0</b>	<b>0</b>	<b>0</b>	<b>2</b>	<b>33</b>
Economic abuse	0	0	0	0	2
Emotional abuse	0	0	0	2	31

Table 2.9 Cont...

Offence	2016	2017	2018	2019	2020
<b>Offences Related To Narcotic Drugs, Psychological Substance And Substance Abuse Act</b>	<b>316</b>	<b>555</b>	<b>620</b>	<b>667</b>	<b>455</b>
Criminal attempt to Illicit Trafficking of Narcotic Drugs and Psychotropic Substances	0	0	0	0	1
Illegal cultivation, domestication or harvest of cannabis and its derivatives	1	0	1	0	0
Illegal Diversion of Precursor Chemicals	0	0	0	1	0
Illegal Possession of Cannabis and Its Derivatives	43	58	41	7	1
Illegal Possession of Narcotics Drugs and Psychotropic Substances	14	11	3	6	0
Illegal Sale of Inhalants or Solvents	0	0	0	2	1
Illicit activities Involving Equipment and Materials	0	0	0	1	0
Illicit Trafficking of Cannabis and Its Derivatives	46	41	3	28	18
Illicit Trafficking of Narcotic Drugs and Psychotropic Substances	190	200	151	157	76
Illicit Trafficking of Precursor Chemicals	0	0	0	2	0
Non-Compliance With License	0	0	0	1	0
Offence of Substance abuse	22	245	419	455	356
Offence of Substance abuse By Minor	0	0	0	7	2
Sale or distribution of inhalants or solvents to minors	0	0	2	0	0
<b>Other offences</b>	<b>47</b>	<b>37</b>	<b>38</b>	<b>41</b>	<b>51</b>
Conveyances of unauthorized articles	0	0	0	0	0
Offences related to tobacco control act	47	37	38	41	50
Offences related to land act of Bhutan	0	0	0	0	1
<b>Grand Total</b>	<b>2,093</b>	<b>4,080</b>	<b>4,310</b>	<b>4,085</b>	<b>3,062</b>

### CHAPTER 3: NON-CRIMINAL INCIDENT

Table 3.1: Number of Person by Types of Non-criminal Incidents and Month, 2020.

Non-criminal Incident	Jan	Feb	Mar	Apr	May	Jun	Jul	Aug	Sep	Oct	Nov	Dec	Total
<b>Natural death</b>													
Natural death	0	0	0	0	0	2	0	0	1	0	0	2	5
<b>Un-natural Death</b>													
Death after falling from a height	2	1	0	3	1	1	0	3	5	1	1	1	19
Death from falling rocks	0	0	1	0	1	0	0	0	0	0	0	0	2
Death from falling tree	0	0	1	1	1	0	1	0	0	0	1	0	5
Drowning	2	0	3	1	6	2	6	4	3	4	1	2	34
Electrocution	1	0	1	0	1	2	2	3	2	2	1	0	15
Suicide	5	11	6	9	3	6	11	11	18	11	9	4	104
Other	4	3	0	0	1	1	0	1	1	0	1	1	13
<b>Attempted Suicide</b>													
Attempted Suicide	4	0	4	1	5	5	8	3	2	4	2	1	39
<b>Missing of person</b>													
Missing of person	15	15	21	7	10	21	15	9	23	12	11	7	166
<b>Total</b>	<b>33</b>	<b>30</b>	<b>37</b>	<b>22</b>	<b>29</b>	<b>40</b>	<b>43</b>	<b>34</b>	<b>55</b>	<b>34</b>	<b>27</b>	<b>18</b>	<b>402</b>



Table 3.2: Number of Person by Types of Non-criminal Incidents and Dzongkhag, 2020.

Non-Criminal Incident	Bumthang	Chukha	Dagana	Haa	Lhuntse	Mongar	Paro	Pemagatshel	Punakha	Samdrup Jongkhar	Samtse	Sarpang	Thimphu	Trashigang	Trashiyangtse	Trongsa	Tsirang	Wangdue	Zhemgang	Total
<b>Natural death</b>																				
Natural death	0	0	0	1	0	0	3	0	0	0	0	0	0	0	1	0	0	0	0	5
<b>Un-natural Death</b>																				
Death after falling from a height	0	1	1	0	0	1	2	2	0	2	3	0	1	0	0	0	0	4	2	19
Death from falling rocks	0	0	0	0	0	0	0	0	0	1	0	0	0	0	0	0	0	0	1	2
Death from falling tree	0	0	0	1	0	0	2	0	0	1	0	0	0	0	0	0	0	0	1	5
Drowning	4	6	2	1	0	2	2	2	3	0	3	2	0	0	4	0	1	1	1	34
Electrocution	0	1	0	0	1	0	0	2	0	2	1	1	3	2	0	1	0	1	0	15
Suicide	1	5	7	0	2	3	8	2	4	6	16	12	14	7	4	1	8	3	1	104
Other	0	1	0	0	0	0	3	0	2	1	2	1	0	0	1	0	0	2	0	13
<b>Attempted Suicide</b>																				
Attempted Suicide	0	0	0	3	0	0	11	0	2	0	6	1	11	0	0	0	5	0	0	39
<b>Missing of person</b>																				
Missing of person	2	11	3	4	0	4	6	2	15	1	7	12	59	3	3	2	9	21	2	166
<b>Total</b>	<b>7</b>	<b>25</b>	<b>13</b>	<b>10</b>	<b>3</b>	<b>10</b>	<b>37</b>	<b>10</b>	<b>26</b>	<b>14</b>	<b>38</b>	<b>29</b>	<b>88</b>	<b>12</b>	<b>13</b>	<b>4</b>	<b>23</b>	<b>32</b>	<b>8</b>	<b>402</b>

**Table 3.3: Number of Person by Types of Non-criminal Incidents and Police Station, 2020.**

Police Station	Natural death	Death after falling from a height	Death from falling rocks	Death from falling tree	Drowning	Electrocution	Suicide	Other	Attempted Suicide	Missing of person	Total
Bumthang PS	0	0	0	0	4	0	1	0	0	2	7
Dagana PS	0	1	0	0	1	0	5	0	0	1	8
Dorokha PS	0	0	0	0	0	0	1	1	1	0	3
Gelephu PS	0	0	0	0	1	0	4	0	1	9	15
Gyelposhing PS	0	1	0	0	0	0	0	0	0	3	4
Haa PS	1	0	0	1	1	0	0	0	3	4	10
Jomotshangkha PS	0	0	1	0	0	0	1	0	0	0	2
Lhamoizingkha PS	0	0	0	0	1	0	2	0	0	2	5
Lhuentse PS	0	0	0	0	0	1	2	0	0	0	3
Mongar PS	0	0	0	0	1	0	3	0	0	1	5
Nganglam PS	0	1	0	0	2	0	1	0	0	1	5
Norbugang PS	0	1	0	0	2	0	4	1	2	2	12
Panbang PS	0	2	0	1	1	0	0	0	0	0	4
Paro PS	3	2	0	2	2	0	8	3	11	6	37
Pasakha PS	0	0	0	0	1	1	0	0	0	0	2
Pemagatshel PS	0	1	0	0	0	2	1	0	0	1	5
Pendenling PS	0	0	0	0	0	0	4	0	0	1	5
Phuentsholing PS	0	1	0	0	3	0	5	0	0	10	19
Punakha PS	0	0	0	0	3	0	4	2	2	15	26

Table 3.3 Cont...

Police Station	Natural death	Death after falling from a height	Death from falling rocks	Death from falling tree	Drowning	Electrocution	Suicide	Other	Attempted Suicide	Missing of person	Total
Sakteng PS	0	0	0	0	0	0	1	0	0	0	1
Samdrupcholing PS	0	1	0	1	0	1	1	1	0	1	6
Samdrup Jongkhar PS	0	1	0	0	0	1	4	0	0	0	6
Samtse PS	0	1	0	0	0	0	4	0	2	2	9
Sarpang PS	0	0	0	0	1	1	8	1	0	3	14
Tashichholing PS	0	1	0	0	1	1	3	0	1	2	9
Thimphu PS	0	1	0	0	0	3	14	0	11	59	88
Thrimshing PS	0	0	0	0	0	0	1	0	0	1	2
Trashigang PS	0	0	0	0	0	0	2	0	0	2	4
Trashiyangtse PS	1	0	0	0	4	0	4	1	0	3	13
Trongsa PS	0	0	0	0	0	1	1	0	0	2	4
Tsimasham PS	0	0	0	0	2	0	0	1	0	1	4
Tsirang PS	0	0	0	0	1	0	8	0	5	9	23
Wamrong PS	0	0	0	0	0	2	3	0	0	0	5
Wangdue PS	0	0	0	0	0	0	3	2	0	19	24
Weringla PS	0	0	0	0	1	0	0	0	0	0	1
Zawakha PS	0	4	0	0	1	1	0	0	0	2	8
Zhemgang PS	0	0	1	0	0	0	1	0	0	2	4
<b>Total</b>	<b>5</b>	<b>19</b>	<b>2</b>	<b>5</b>	<b>34</b>	<b>15</b>	<b>104</b>	<b>13</b>	<b>39</b>	<b>166</b>	<b>402</b>

Table 3.4: Number of Person by Types of Non-criminal Incidents and Division, 2020.

Non-Criminal Incident	Div-I Paro	Div-II Punakha	Div-III Phuentsholing	Div-IV Samtse	Div-V Gelephu	Div-VI Tsirang	Div-VII Trongsa	Div-VIII Samdrup	Div-IX Trashigang	Div-X Mongar	Div-XI Thimphu	Div-XII Wangdue	Div-XIII Bumthang	Div-XIV Trashiyangtse	Total
<b>Natural death</b>															
Natural death	4	0	0	0	0	0	0	0	0	0	0	0	0	1	5
<b>Un-natural Death</b>															
Death after falling from a height	2	0	1	3	2	1	0	4	0	1	1	4	0	0	19
Death from falling rocks	0	0	0	0	1	0	0	1	0	0	0	0	0	0	2
Death from falling tree	3	0	0	0	1	0	0	1	0	0	0	0	0	0	5
Drowning	3	3	7	3	3	2	0	2	0	2	0	1	4	4	34
Electrocution	0	0	1	1	1	0	1	4	2	1	3	1	0	0	15
Suicide	8	4	7	16	13	13	1	8	7	5	14	3	1	4	104
Other	3	2	1	2	1	0	0	1	0	0	0	2	0	1	13
<b>Attempted Suicide</b>															
Attempted Suicide	14	2	0	6	1	5	0	0	0	0	11	0	0	0	39
<b>Missing of person</b>															
Missing of person	10	15	13	7	14	10	2	3	3	4	59	21	2	3	166
<b>Total</b>	<b>47</b>	<b>26</b>	<b>30</b>	<b>38</b>	<b>37</b>	<b>31</b>	<b>4</b>	<b>24</b>	<b>12</b>	<b>13</b>	<b>88</b>	<b>32</b>	<b>7</b>	<b>13</b>	<b>402</b>

Table 3.5: Number of Person by Types of Non-criminal Incidents and Age Group, 2020.

Age Group	Attempted Suicide	Death after falling from a height	Death from falling rocks	Death from falling tree	Drowning	Electrocution	Missing of person	Natural death	Suicide	Other	Total
Below 10	0	1	0	0	0	0	1	0	1	0	3
10-14	0	1	0	0	4	2	7	0	3	2	19
15-19	4	0	0	0	9	0	40	0	11	0	64
20-24	13	1	1	0	4	0	23	1	10	0	53
25-29	9	3	0	0	2	1	22	0	23	0	60
30-34	5	2	0	0	1	1	15	0	9	1	34
35-39	4	1	0	0	2	3	13	0	12	5	40
40-44	3	2	0	0	6	0	9	1	10	0	31
45-49	0	3	1	0	1	1	13	0	2	0	21
50-54	0	2	0	3	1	3	18	2	5	2	36
55-59	1	0	0	1	2	1	0	0	4	0	9
60-64	0	2	0	0	0	1	1	1	0	2	7
65-69	0	0	0	1	0	0	2	0	3	0	6
70-74	0	1	0	0	2	1	1	0	2	0	7
75-79	0	0	0	0	0	1	0	0	3	0	4
80-84	0	0	0	0	0	0	0	0	3	1	4
Above 84	0	0	0	0	0	0	1	0	3	0	4
<b>Total</b>	<b>39</b>	<b>19</b>	<b>2</b>	<b>5</b>	<b>34</b>	<b>15</b>	<b>166</b>	<b>5</b>	<b>104</b>	<b>13</b>	<b>402</b>

Table 3.6: Number of Person by Types of Non-criminal Incidents and Nationality, 2020.

Non-Criminal Incident	Foreign Citizen			National Citizen			Total		
	Male	Female	Total	Male	Female	Total	Male	Female	Total
<b>Natural death</b>									
Natural death	0	0	0	4	1	5	4	1	5
<b>Un-natural Death</b>									
Death after falling from a height	3	0	3	15	1	16	18	1	19
Death from falling rocks	0	0	0	2	0	2	2	0	2
Death from falling tree	0	0	0	5	0	5	5	0	5
Drowning	0	1	1	27	6	33	27	7	34
Electrocution	3	0	3	8	4	12	11	4	15
Suicide	2	0	2	68	34	102	70	34	104
Other	0	0	0	9	4	13	9	4	13
<b>Attempted Suicide</b>									
Attempted Suicide	3	0	3	11	25	36	14	25	39
<b>Missing of person</b>									
Missing of person	24	0	24	70	72	142	94	72	166
<b>Total</b>	<b>35</b>	<b>1</b>	<b>36</b>	<b>219</b>	<b>147</b>	<b>366</b>	<b>254</b>	<b>148</b>	<b>402</b>

## CHAPTER 4: ARREST

**Table 4.1: Number of Person Arrested by Dzongkhag and Month, 2020.**

Dzongkhag	Jan	Feb	Mar	Apr	May	Jun	Jul	Aug	Sep	Oct	Nov	Dec	Total
Bumthang	2	2	6	10	22	6	27	2	5	8	15	4	109
Chukha	27	18	30	61	39	37	44	10	19	13	18	28	344
Dagana	2	7	5	4	4	23	5	2	3	5	3	4	67
Gasa	2	1	2	0	0	0	1	0	0	2	0	0	8
Haa	8	12	8	31	14	9	12	3	3	5	14	4	123
Lhuntse	1	1	0	1	1	1	2	0	3	3	0	2	15
Mongar	2	1	4	6	3	3	2	5	2	8	0	0	36
Paro	25	17	27	23	10	16	26	9	33	15	21	18	240
Pemagatshel	1	3	1	3	4	8	7	21	3	9	7	2	69
Punakha	8	5	36	29	28	13	14	12	25	17	10	9	206
Samdrup Jongkhar	4	9	4	6	9	5	1	15	4	3	2	3	65
Samtse	5	48	22	41	27	25	27	13	9	7	14	12	250
Sarpang	17	14	30	37	19	29	16	34	9	13	14	14	246
Thimphu	74	97	168	144	119	109	128	84	69	83	127	74	1276
Trashigang	2	12	4	6	14	10	8	13	10	4	6	17	106
Trashiyangtse	0	1	2	2	3	5	4	0	3	4	3	3	30
Trongsa	1	5	1	5	15	2	10	4	3	2	2	3	53
Tsirang	6	6	9	14	11	16	17	10	19	7	7	6	128
Wangdue	9	7	15	15	45	28	27	8	15	10	4	19	202
Zhemgang	2	0	1	1	2	4	2	2	1	1	0	0	16
<b>Total</b>	<b>198</b>	<b>266</b>	<b>375</b>	<b>439</b>	<b>389</b>	<b>349</b>	<b>380</b>	<b>247</b>	<b>238</b>	<b>219</b>	<b>267</b>	<b>222</b>	<b>3589</b>

**Table 4.2: Number of Person Arrested by Police Station and Month, 2020.**

Dzongkhag	Jan	Feb	Mar	Apr	May	Jun	Jul	Aug	Sep	Oct	Nov	Dec	Total
Bumthang PS	2	2	6	10	22	6	27	2	5	8	15	4	109
Dagana PS	2	4	3	3	3	22	5	2	2	4	1	2	53
Dorokha PS	0	2	2	1	0	1	3	1	1	0	2	2	15
Gasa PS	2	1	2	0	0	0	1	0	0	2	0	0	8
Gedu PS	2	1	0	2	1	0	2	2	4	0	2	6	22
Gelephu PS	10	8	15	31	15	15	14	26	7	11	11	10	173
Gyelposhing PS	1	1	0	0	0	1	1	1	0	3	0	0	8
Haa PS	8	12	8	31	14	9	12	3	3	5	14	4	123
Jomotshangkha PS	0	2	0	1	0	0	0	5	2	1	2	1	14
Lhamoizingkha PS	0	3	2	1	1	1	0	0	1	1	2	2	14
Lhuentse PS	1	1	0	1	1	1	2	0	3	3	0	2	15
Mongar PS	1	0	4	6	3	2	1	4	2	5	0	0	28
Nganglam PS	0	2	0	2	0	1	3	1	3	1	5	0	18
Norbugang PS	2	2	1	19	12	9	8	7	1	3	5	2	71
Panbang PS	0	0	0	0	0	2	1	1	1	0	0	0	5
Paro PS	25	17	27	23	10	16	26	9	33	15	21	18	240
Pasakha PS	1	3	0	9	13	3	3	0	2	4	4	7	49
Pemagatshel PS	1	1	1	1	4	7	4	20	0	8	2	2	51
Pendenling PS	0	1	2	2	5	6	4	3	1	2	0	3	29
Phuentsholing PS	22	12	28	49	25	33	28	7	12	9	10	15	250
Punakha PS	8	5	36	29	28	13	14	12	25	17	10	9	206
Sakteng PS	0	0	0	0	0	3	0	0	1	1	0	0	5



Table 4.2 Cont...

Dzongkhag	Jan	Feb	Mar	Apr	May	Jun	Jul	Aug	Sep	Oct	Nov	Dec	Total
Samdrupcholing PS	0	0	1	0	3	0	1	1	0	2	0	1	9
Samdrup Jongkhar PS	4	7	3	5	6	5	0	9	2	0	0	1	42
Samtse PS	3	41	17	19	8	3	5	1	3	2	2	5	109
Sarpang PS	7	6	15	6	4	14	2	8	2	2	3	4	73
Tashichholing PS	0	2	0	0	2	6	7	1	3	0	5	0	26
Thimphu PS	74	97	168	144	119	109	128	84	69	83	127	74	1276
Thrimshing PS	0	1	0	0	0	1	4	3	2	2	0	0	13
Trashigang PS	2	11	4	6	11	4	3	10	6	1	5	14	77
Trashiyangtse PS	0	1	2	2	3	5	4	0	3	4	3	3	30
Trongsa PS	1	5	1	5	15	2	10	4	3	2	2	3	53
Tsimasham PS	2	2	2	1	0	1	11	1	1	0	2	0	23
Tsirang PS	6	6	9	14	11	16	17	10	19	7	7	6	128
Wamrong PS	0	0	0	0	3	2	1	0	1	0	1	3	11
Wangdue PS	6	4	15	14	34	11	14	5	14	8	3	10	138
Zawakha PS	3	3	0	1	11	17	13	3	1	2	1	9	64
Zhemgang PS	2	0	1	1	2	2	1	1	0	1	0	0	11
<b>Total</b>	<b>198</b>	<b>266</b>	<b>375</b>	<b>439</b>	<b>389</b>	<b>349</b>	<b>380</b>	<b>247</b>	<b>238</b>	<b>219</b>	<b>267</b>	<b>222</b>	<b>3589</b>

**Table 4.3: Number of Person Arrested by Division and Month, 2020.**

Division	Jan	Feb	Mar	Apr	May	Jun	Jul	Aug	Sep	Oct	Nov	Dec	Total
Div-I Paro	33	29	35	54	24	25	38	12	36	20	35	22	363
Div-II Punakha	10	6	38	29	28	13	15	12	25	19	10	9	214
Div-III Phuentsholing	27	21	32	62	40	38	44	10	20	14	20	30	358
Div-IV Samtse	5	48	22	41	27	25	27	13	9	7	14	12	250
Div-V Gelephu	19	14	31	38	21	33	18	36	10	14	14	14	262
Div-VI Tsirang	8	10	12	17	14	38	22	12	21	11	8	8	181
Div-VII Trongsa	1	5	1	5	15	2	10	4	3	2	2	3	53
Div-VIII Samdrup Jongkhar	5	12	5	9	13	13	8	36	7	12	9	5	134
Div-IX Trashigang	2	12	4	6	14	10	8	13	10	4	6	17	106
Div-X Mongar	3	2	4	7	4	4	4	5	5	11	0	2	51
Div-XI Thimphu	74	97	168	144	119	109	128	84	69	83	127	74	1276
Div-XII Wangdue	9	7	15	15	45	28	27	8	15	10	4	19	202
Div-XIII Bumthang	2	2	6	10	22	6	27	2	5	8	15	4	109
Div-XIV Trashiyangtse	0	1	2	2	3	5	4	0	3	4	3	3	30
<b>Total</b>	<b>198</b>	<b>266</b>	<b>375</b>	<b>439</b>	<b>389</b>	<b>349</b>	<b>380</b>	<b>247</b>	<b>238</b>	<b>219</b>	<b>267</b>	<b>222</b>	<b>3589</b>

**Table 4.4: Number of Person Arrested by Offence and Age Group, 2020.**

Offence	Below 18	18-24	25-31	32-38	39-45	46-52	53-59	60-66	67-73	Above 73	Total
<b>Offence related to Penal Code of Bhutan</b>	<b>70</b>	<b>513</b>	<b>716</b>	<b>544</b>	<b>329</b>	<b>192</b>	<b>78</b>	<b>39</b>	<b>26</b>	<b>8</b>	<b>2515</b>
Abandonment of a dead infant	0	1	1	3	1	0	0	0	0	0	6
Aiding and abetting for criminal attempt to voluntary manslaughter	0	1	0	0	0	0	0	0	0	0	1
Aiding and abetting for escape from lawful custody	0	0	1	0	0	0	0	0	0	0	1
Aiding and abetting for gang rape	0	0	0	1	0	0	0	0	0	0	1
Aiding and abetting of Larceny	0	0	0	0	0	0	1	0	0	0	1
Armed Robbery	0	1	0	0	0	0	0	0	0	0	1
Arson	0	0	1	2	0	1	0	0	0	0	4
Assault	1	5	12	13	11	5	4	4	0	0	55
Auto stripping	0	8	10	0	3	0	0	0	0	0	21
Battery	24	216	284	204	134	78	33	12	5	5	995
Blackmail	0	0	1	0	0	0	0	0	0	0	1
Breach of public order and tranquility	4	24	55	59	20	16	3	6	1	0	188
Breach of Trust	0	3	1	2	1	1	1	0	0	0	9
Burglary	13	34	28	11	0	2	0	1	0	0	89
Child molestation	1	4	4	2	3	1	1	0	1	0	17
Computer pornography	0	0	1	0	0	0	0	0	0	0	1
Criminal attempt to burglary	0	0	1	0	0	0	0	0	0	0	1
Criminal Attempt to Criminal Nuisance	0	2	7	6	4	0	0	1	0	0	20
Criminal attempt to gang rape	0	0	0	1	0	0	0	0	0	0	1
Criminal attempt to involuntary manslaughter	0	0	1	1	0	0	0	0	0	0	2
Criminal attempt to Larceny	1	0	3	1	0	0	0	1	0	0	6
Criminal attempt to marital rape	0	0	1	0	0	0	0	0	0	0	1
Criminal attempt to murder	0	0	0	1	0	0	0	0	0	0	1
Criminal Attempt to Offence against ku, Sung, Thuk-ten or Zung	0	0	0	1	0	0	0	0	0	0	1

Table 4.4 Cont...

Offence	Below 18	18-24	25-31	32-38	39-45	46-52	53-59	60-66	67-73	Above 73	Total
Criminal Attempt to Rape	0	2	1	1	0	0	0	0	0	0	4
Criminal attempt to rape of a child above twelve years of age	0	1	1	0	0	0	0	0	0	0	2
Criminal attempt to statutory rape	1	0	0	0	0	0	0	0	1	0	2
Criminal attempt to voluntary manslaughter	0	2	2	0	0	0	0	0	0	0	4
Criminal elopement	0	0	0	0	2	0	0	0	0	0	2
Criminal misappropriation of property	0	0	0	0	1	0	0	1	0	0	2
Criminal nuisance	4	22	38	28	18	11	5	2	1	1	130
Deceptive practice	2	3	7	7	2	4	0	0	0	0	25
Defamation	0	2	4	4	6	1	0	1	3	0	21
Disorderly conduct	0	0	3	1	0	0	1	0	0	0	5
Display of weapon	1	9	3	0	2	3	1	0	0	0	19
Embezzlement	0	0	2	2	0	0	0	0	0	0	4
Endangerment of a mentally disabled or an incompetent person	0	0	0	0	1	0	1	0	0	0	2
Escape from lawful custody	0	1	1	0	1	1	0	0	0	0	4
Espionage	0	0	1	0	1	0	0	0	0	0	2
Failure to maintain records	1	2	3	0	0	0	0	0	0	0	6
Failure to report a crime	0	2	1	0	1	1	2	0	1	1	9
Forgery	1	5	7	6	10	1	1	1	0	0	32
Fraudulent cheque writing	0	0	1	11	2	3	2	0	0	0	19
Gambling	0	7	44	55	29	17	5	2	2	0	161
Gang rape	0	1	0	0	0	0	0	0	0	0	1
Harassment	0	4	14	15	14	8	3	1	1	0	60
Illegal hunting or fishing	0	1	1	2	3	0	0	0	0	0	7
Illegal immigration	0	6	6	7	0	2	0	0	0	0	21
Illegal manufacturing of a firearm, ammunition, explosive, or other lethal weapon	0	0	0	1	1	1	0	0	0	0	3

Table 4.4 Cont...

Offence	Below 18	18-24	25-31	32-38	39-45	46-52	53-59	60-66	67-73	Above 73	Total
Illegal possession of a firearm, ammunition, explosive, or other lethal weapon	0	1	1	0	0	0	0	0	0	0	2
Illegal purchase or sale of ku, sung, thuk-ten, or zung	0	0	0	2	0	0	0	0	0	0	2
Illegal selling or buying of human organs	0	0	1	1	0	0	0	0	0	0	2
Illegal transportation of immigrant	0	3	10	3	4	3	0	1	0	0	24
Impersonation of an official	0	1	0	0	0	0	0	0	0	0	1
Impersonation of uniformed personnel	0	1	1	0	1	0	0	0	0	0	3
Indecent exposure	0	0	0	0	1	0	0	0	1	0	2
Involuntary Manslaughter	0	2	2	0	1	0	1	0	0	0	6
Kidnapping	0	1	0	0	0	0	0	0	0	0	1
Larceny	10	37	53	32	14	10	1	2	1	0	160
Larceny by deception	0	3	2	1	2	1	0	0	0	0	9
Larceny of antique	1	0	1	0	1	0	0	0	0	0	3
Larceny of property lost, mislaid, or delivered by mistake	1	1	2	2	0	0	1	0	0	0	7
Libel	0	0	2	1	0	0	0	0	0	0	3
Malicious Mischief	0	19	21	8	7	6	6	1	1	1	70
Murder	0	0	1	0	1	0	0	0	1	0	3
Negligent burning or exploding	0	0	0	0	2	0	0	1	0	0	3
Negligent homicide	0	0	0	0	0	1	0	1	0	0	2
Obstruction of lawful authority	0	15	14	5	1	1	0	0	0	0	36
Obstruction of public service	0	0	0	2	1	0	0	0	0	0	3
Obstruction of thoroughfare	0	1	0	4	0	1	0	0	4	0	10
Offence against the ku, sung, thuk-ten, or zung	0	12	16	4	3	2	0	0	1	0	38
Possession of a controlled substance	0	0	1	0	0	0	0	0	0	0	1
Possession of stolen property	0	0	0	0	1	0	0	0	0	0	1
Prowling	2	3	1	2	0	0	0	0	0	0	8

Table 4.4 Cont...

Offence	Below 18	18-24	25-31	32-38	39-45	46-52	53-59	60-66	67-73	Above 73	Total
Public intoxication	1	6	3	2	1	0	0	0	0	0	13
Rape	0	1	1	0	0	0	1	0	0	0	3
Rape of a child above 12 years of age	0	19	12	7	2	2	1	0	0	0	43
Reckless endangerment	0	0	0	1	1	0	2	0	0	0	4
Reckless endangerment of property	0	0	5	3	1	0	0	0	0	0	9
Reporting of false information	0	1	2	4	3	2	0	0	0	0	12
Robbery	0	1	0	1	0	0	0	0	0	0	2
Sedition	0	0	0	0	1	0	0	0	0	0	1
Sexual Harassment	1	1	3	2	0	0	1	0	0	0	8
Statutory Rape	0	1	0	1	2	2	0	0	1	0	7
Tampering with computer materials	0	1	0	0	0	0	0	0	0	0	1
Theft of service	0	3	0	1	0	0	0	0	0	0	4
Trafficking a person	0	2	1	2	4	0	0	0	0	0	9
Trespass	0	5	5	4	2	3	0	0	0	0	19
Unauthorized use of property	0	1	1	0	0	0	0	0	0	0	2
Unnatural sex	0	0	1	0	0	0	0	0	0	0	1
Voluntary Manslaughter	0	2	1	1	1	1	0	0	0	0	6
<b>Offence related to Land Act</b>	<b>0</b>	<b>0</b>	<b>0</b>	<b>0</b>	<b>0</b>	<b>0</b>	<b>1</b>	<b>0</b>	<b>0</b>	<b>0</b>	<b>1</b>
Removing the pegs grounded in the land to demarcate land boundary coordinates	0	0	0	0	0	0	1	0	0	0	1
<b>Offence related to Immigration Act</b>	<b>0</b>	<b>0</b>	<b>1</b>	<b>0</b>	<b>0</b>	<b>0</b>	<b>0</b>	<b>0</b>	<b>0</b>	<b>0</b>	<b>1</b>
knowingly reports false information to the immigration authority with intent to deceive the authority	0	0	1	0	0	0	0	0	0	0	1
<b>Offence related to Domestic Violence Prevention Act</b>	<b>0</b>	<b>3</b>	<b>7</b>	<b>4</b>	<b>6</b>	<b>3</b>	<b>1</b>	<b>0</b>	<b>0</b>	<b>0</b>	<b>24</b>
Economic abuse	0	1	2	0	0	0	0	0	0	0	3
Emotional abuse	0	2	5	4	6	3	1	0	0	0	21

Table 4.4 Cont...

Offence	Below 18	18-24	25-31	32-38	39-45	46-52	53-59	60-66	67-73	Above 73	Total
<b>Offence related to Narcotic Drugs Psychotropic Substances and Substance Abuse Act</b>	<b>114</b>	<b>471</b>	<b>249</b>	<b>98</b>	<b>18</b>	<b>12</b>	<b>2</b>	<b>0</b>	<b>0</b>	<b>0</b>	<b>964</b>
Criminal attempt to Illicit trafficking of narcotic drugs and psychotropic substances	1	1	0	1	0	0	0	0	0	0	3
Illegal possession of cannabis and its derivatives	1	2	0	0	0	0	0	0	0	0	3
Illegal possession of narcotics drugs and psychotropic substances	1	0	1	1	0	0	0	0	0	0	3
Illegal sale of inhalants or solvents	0	0	0	1	0	0	0	0	0	0	1
Illicit trafficking of cannabis and its derivatives	1	22	14	7	3	3	2	0	0	0	52
Illicit trafficking of narcotic drugs and psychotropic substances	1	34	59	43	6	4	0	0	0	0	147
Illicit trafficking of precursor chemicals	0	1	0	0	0	0	0	0	0	0	1
Non-compliance with license	0	10	0	1	0	0	0	0	0	0	11
Offence of substance abuse	0	401	175	44	9	5	0	0	0	0	634
Offence of substance abuse by minor	109	0	0	0	0	0	0	0	0	0	109
<b>Offence related to Child Care and Protection Act</b>	<b>0</b>	<b>1</b>	<b>1</b>	<b>1</b>	<b>1</b>	<b>0</b>	<b>0</b>	<b>0</b>	<b>0</b>	<b>0</b>	<b>4</b>
Child Battery	0	1	1	1	1	0	0	0	0	0	4
<b>Offence related to tobacco control act</b>	<b>1</b>	<b>10</b>	<b>20</b>	<b>24</b>	<b>10</b>	<b>7</b>	<b>6</b>	<b>0</b>	<b>2</b>	<b>0</b>	<b>80</b>
Buy tobacco or tobacco products	0	1	0	1	1	1	0	0	0	0	4
Illegal possession of tobacco products	0	0	0	3	0	1	1	0	0	0	5
Possess tobacco or tobacco products without proof of tax and duty payments or beyond the permissible quantity and type determined by Parliament	0	1	3	2	0	1	0	0	0	0	7
Sell or distribute tobacco or tobacco products	1	5	9	7	4	1	2	0	2	0	31
Smuggling of tobacco and tobacco products	0	3	8	11	5	3	3	0	0	0	33
<b>Total</b>	<b>185</b>	<b>998</b>	<b>994</b>	<b>671</b>	<b>364</b>	<b>214</b>	<b>88</b>	<b>39</b>	<b>28</b>	<b>8</b>	<b>3589</b>

**Table 4.5: Number of Person Arrested by Offence and Nationality, 2020.**

Offence	Bhutanese			Non-Bhutanese			Total		
	Female	Male	Total	Female	Male	Total	Female	Male	Total
<b>Offence related to Penal Code of Bhutan</b>	<b>288</b>	<b>2127</b>	<b>2415</b>	<b>1</b>	<b>99</b>	<b>100</b>	<b>289</b>	<b>2226</b>	<b>2515</b>
Abandonment of a dead infant	1	5	6	0	0	0	1	5	6
Aiding and abetting for criminal attempt to voluntary manslaughter	0	1	1	0	0	0	0	1	1
Aiding and abetting for escape from lawful custody	1	0	1	0	0	0	1	0	1
Aiding and abetting for gang rape	0	1	1	0	0	0	0	1	1
Aiding and abetting of Larceny	0	1	1	0	0	0	0	1	1
Armed Robbery	0	1	1	0	0	0	0	1	1
Arson	1	3	4	0	0	0	1	3	4
Assault	11	42	53	0	2	2	11	44	55
Auto stripping	0	21	21	0	0	0	0	21	21
Battery	129	841	970	0	25	25	129	866	995
Blackmail	0	1	1	0	0	0	0	1	1
Breach of Trust	0	9	9	0	0	0	0	9	9
Breach of public order and tranquility	31	157	188	0	0	0	31	157	188
Burglary	0	86	86	0	3	3	0	89	89
Child molestation	0	15	15	0	2	2	0	17	17
Computer pornography	0	1	1	0	0	0	0	1	1
Criminal attempt to burglary	0	0	0	0	1	1	0	1	1
Criminal Attempt to Criminal Nuisance	0	19	19	0	1	1	0	20	20
Criminal Attempt to Offence against ku, Sung, Thuk-ten or Zung	0	1	1	0	0	0	0	1	1
Criminal Attempt to Rape	0	4	4	0	0	0	0	4	4
Criminal attempt to Larceny	0	6	6	0	0	0	0	6	6
Criminal attempt to gang rape	0	1	1	0	0	0	0	1	1



Table 4.5 Cont...

Offence	Bhutanese			Non-Bhutanese			Total		
	Female	Male	Total	Female	Male	Total	Female	Male	Total
Criminal attempt to involuntary manslaughter	0	2	2	0	0	0	0	2	2
Criminal attempt to marital rape	0	1	1	0	0	0	0	1	1
Criminal attempt to murder	0	1	1	0	0	0	0	1	1
Criminal attempt to rape of a child above twelve years of age	0	2	2	0	0	0	0	2	2
Criminal attempt to statutory rape	0	2	2	0	0	0	0	2	2
Criminal attempt to voluntary manslaughter	0	3	3	0	1	1	0	4	4
Criminal elopement	1	1	2	0	0	0	1	1	2
Criminal misappropriation of property	1	1	2	0	0	0	1	1	2
Criminal nuisance	13	106	119	1	10	11	14	116	130
Deceptive practice	3	22	25	0	0	0	3	22	25
Defamation	7	14	21	0	0	0	7	14	21
Disorderly conduct	1	4	5	0	0	0	1	4	5
Display of weapon	0	19	19	0	0	0	0	19	19
Embezzlement	1	3	4	0	0	0	1	3	4
Endangerment of a mentally disabled or an incompetent person	1	1	2	0	0	0	1	1	2
Escape from lawful custody	0	4	4	0	0	0	0	4	4
Espionage	0	2	2	0	0	0	0	2	2
Failure to maintain records	0	6	6	0	0	0	0	6	6
Failure to report a crime	1	8	9	0	0	0	1	8	9
Forgery	5	26	31	0	1	1	5	27	32
Fraudulent cheque writing	0	19	19	0	0	0	0	19	19
Gambling	22	137	159	0	2	2	22	139	161
Gang rape	0	1	1	0	0	0	0	1	1
Harassment	8	51	59	0	1	1	8	52	60
Illegal hunting or fishing	1	6	7	0	0	0	1	6	7

Table 4.5 Cont...

Offence	Bhutanese			Non-Bhutanese			Total		
	Female	Male	Total	Female	Male	Total	Female	Male	Total
Illegal immigration	0	0	0	0	21	21	0	21	21
Illegal manufacturing of a firearm, ammunition, explosive, or other lethal weapon	0	3	3	0	0	0	0	3	3
Illegal possession of a firearm, ammunition, explosive, or other lethal weapon	0	2	2	0	0	0	0	2	2
Illegal purchase or sale of ku, sung, thuk-ten, or zung	0	2	2	0	0	0	0	2	2
Illegal selling or buying of human organs	0	1	1	0	1	1	0	2	2
Illegal transportation of immigrant	1	9	10	0	14	14	1	23	24
Impersonation of an official	1	0	1	0	0	0	1	0	1
Impersonation of uniformed personnel	0	3	3	0	0	0	0	3	3
Indecent exposure	1	1	2	0	0	0	1	1	2
Involuntary Manslaughter	0	6	6	0	0	0	0	6	6
Kidnapping	0	1	1	0	0	0	0	1	1
Larceny	9	142	151	0	9	9	9	151	160
Larceny by deception	3	6	9	0	0	0	3	6	9
Larceny of antique	0	3	3	0	0	0	0	3	3
Larceny of property lost, mislaid, or delivered by mistake	2	5	7	0	0	0	2	5	7
Libel	1	2	3	0	0	0	1	2	3
Malicious Mischief	4	66	70	0	0	0	4	66	70
Murder	0	3	3	0	0	0	0	3	3
Negligent burning or exploding	1	2	3	0	0	0	1	2	3
Negligent homicide	1	1	2	0	0	0	1	1	2
Obstruction of lawful authority	3	33	36	0	0	0	3	33	36
Obstruction of public service	0	3	3	0	0	0	0	3	3
Obstruction of thoroughfare	0	10	10	0	0	0	0	10	10
Offence against the ku, sung, thuk-ten, or zung	0	38	38	0	0	0	0	38	38

Table 4.5 Cont...

Offence	Bhutanese			Non-Bhutanese			Total		
	Female	Male	Total	Female	Male	Total	Female	Male	Total
Possession of a controlled substance	0	1	1	0	0	0	0	1	1
Possession of stolen property	0	1	1	0	0	0	0	1	1
Prowling	2	6	8	0	0	0	2	6	8
Public intoxication	2	11	13	0	0	0	2	11	13
Rape	0	3	3	0	0	0	0	3	3
Rape of a child above 12 years of age	0	41	41	0	2	2	0	43	43
Reckless endangerment	2	2	4	0	0	0	2	2	4
Reckless endangerment of property	2	7	9	0	0	0	2	7	9
Reporting of false information	0	10	10	0	2	2	0	12	12
Robbery	0	2	2	0	0	0	0	2	2
Sedition	1	0	1	0	0	0	1	0	1
Sexual Harassment	0	7	7	0	1	1	0	8	8
Statutory Rape	0	7	7	0	0	0	0	7	7
Tampering with computer materials	0	1	1	0	0	0	0	1	1
Theft of service	3	1	4	0	0	0	3	1	4
Trafficking a person	9	0	9	0	0	0	9	0	9
Trespass	1	18	19	0	0	0	1	18	19
Unauthorized use of property	0	2	2	0	0	0	0	2	2
Unnatural sex	0	1	1	0	0	0	0	1	1
Voluntary Manslaughter	0	6	6	0	0	0	0	6	6
<b>Offence related to Land Act</b>	<b>0</b>	<b>1</b>	<b>1</b>	<b>0</b>	<b>0</b>	<b>0</b>	<b>0</b>	<b>1</b>	<b>1</b>
Removing the pegs grounded in the land to demarcate land boundary coordinates	0	1	1	0	0	0	0	1	1

Table 4.5 Cont...

Offence	Bhutanese			Non-Bhutanese			Total		
	Female	Male	Total	Female	Male	Total	Female	Male	Total
<b>Offence related to Immigration Act</b>	0	1	1	0	0	0	0	1	1
knowingly reports false information to the immigration authority with intent to deceive the authority	0	1	1	0	0	0	0	1	1
<b>Offence related to Domestic Violence Prevention Act</b>	1	22	23	0	1	1	1	23	24
Economic abuse	0	3	3	0	1	1	0	4	4
Emotional abuse	1	19	20	0	0	0	1	19	20
<b>Offence related to Narcotic Drugs Psychotropic Substances and Substance Abuse Act</b>	69	887	956	1	7	8	70	894	964
Criminal attempt to Illicit trafficking of narcotic drugs and psychotropic substances	0	3	3	0	0	0	0	3	3
Illegal possession of cannabis and its derivatives	0	3	3	0	0	0	0	3	3
Illegal possession of narcotics drugs and psychotropic substances	0	3	3	0	0	0	0	3	3
Illegal sale of inhalants or solvents	0	1	1	0	0	0	0	1	1
Illicit trafficking of cannabis and its derivatives	2	50	52	0	0	0	2	50	52
Illicit trafficking of narcotic drugs and psychotropic substances	15	129	144	1	2	3	16	131	147
Illicit trafficking of precursor chemicals	0	1	1	0	0	0	0	1	1
Non-compliance with license	0	11	11	0	0	0	0	11	11
Offence of substance abuse	42	587	629	0	5	5	42	592	634
Offence of substance abuse by minor	10	99	109	0	0	0	10	99	109
<b>Offence related to Child Care and Protection Act</b>	0	4	4	0	0	0	0	4	4
Child Battery	0	4	4	0	0	0	0	4	4

Table 4.5 Cont...

Offence	Bhutanese			Non-Bhutanese			Total		
	Female	Male	Total	Female	Male	Total	Female	Male	Total
<b>Offence related to tobacco control act</b>	<b>19</b>	<b>60</b>	<b>79</b>	<b>0</b>	<b>1</b>	<b>1</b>	<b>19</b>	<b>61</b>	<b>80</b>
Buy tobacco or tobacco products	2	2	4	0	0	0	2	2	4
Illegal possession of tobacco products	1	4	5	0	0	0	1	4	5
Possess tobacco or tobacco products without proof of tax and duty payments or beyond the permissible quantity and type determined by Parliament	2	5	7	0	0	0	2	5	7
Sell or distribute tobacco or tobacco products	11	19	30	0	1	1	11	20	31
Smuggling of tobacco and tobacco products	3	30	33	0	0	0	3	30	33
<b>Total</b>	<b>377</b>	<b>3102</b>	<b>3479</b>	<b>2</b>	<b>108</b>	<b>110</b>	<b>379</b>	<b>3210</b>	<b>3589</b>

## CHAPTER 5: MOTOR VEHICLE ACCIDENT

**Table 5.1: Number of Person Killed in Motor Vehicle Accident by Dzongkhag and Month, 2020.**

Dzongkhag	Jan	Feb	Mar	Apr	May	Jun	Jul	Aug	Sep	Oct	Nov	Dec	Total
Bumthang	1	0	0	0	0	0	0	0	0	0	0	0	1
Chukha	0	0	4	0	0	2	2	0	1	1	2	3	15
Dagana	3	0	0	0	0	0	0	0	0	0	0	0	3
Lhuntse	0	0	0	0	0	0	0	0	0	0	0	1	1
Mongar	2	0	0	0	0	0	0	0	0	1	3	0	6
Paro	3	1	0	0	1	0	0	0	0	1	0	0	6
Pemagatshel	4	0	0	0	0	0	0	0	1	1	0	0	6
Punakha	1	0	0	0	0	0	3	0	0	0	0	0	4
Samdrup Jongkhar	2	1	2	0	0	0	0	0	0	0	0	0	5
Sarpang	3	0	0	0	0	0	0	0	0	0	0	0	3
Thimphu	0	0	0	0	0	1	0	0	0	0	0	0	1
Trashigang	1	3	1	0	0	0	0	0	1	2	6	1	15
Trashiyangtse	0	0	0	0	0	0	0	0	0	0	1	1	2
Trongsa	2	0	0	0	0	0	0	1	0	2	0	0	5
Tsirang	1	1	0	1	0	1	0	0	0	0	0	0	4
Wangdue	2	0	0	2	1	0	0	0	0	0	3	0	8
Zhemgang	0	0	1	0	0	1	0	0	2	0	1	0	5
<b>Total</b>	<b>25</b>	<b>6</b>	<b>8</b>	<b>3</b>	<b>2</b>	<b>5</b>	<b>5</b>	<b>1</b>	<b>5</b>	<b>8</b>	<b>16</b>	<b>6</b>	<b>90</b>

**Table 5.2: Number of Person Killed in Motor Vehicle Accident by Police Station and Month, 2020.**

Police Station	Jan	Feb	Mar	Apr	May	Jun	Jul	Aug	Sep	Oct	Nov	Dec	Total
Bumthang PS	1	0	0	0	0	0	0	0	0	0	0	0	1
Dagana PS	3	0	0	0	0	0	0	0	0	0	0	0	3
Gedu PS	0	0	0	0	0	1	0	0	0	0	1	0	2
Gelephu PS	2	0	0	0	0	0	0	0	0	0	0	0	2
Gyelposhing PS	2	0	0	0	0	0	0	0	0	0	1	0	3
Jomotshangkha PS	0	1	0	0	0	0	0	0	0	0	0	0	1
Lhuentse PS	0	0	0	0	0	0	0	0	0	0	0	1	1
Mongar PS	0	0	0	0	0	0	0	0	0	1	2	0	3
Nganglam PS	0	0	0	0	0	0	0	0	1	0	0	0	1
Panbang PS	0	0	0	0	0	1	0	0	0	0	0	0	1
Paro PS	3	1	0	0	1	0	0	0	0	1	0	0	6
Pemagatshel PS	4	0	0	0	0	0	0	0	0	1	0	0	5
Phuentsholing PS	0	0	0	0	0	1	2	0	1	0	0	1	5
Punakha PS	1	0	0	0	0	0	3	0	0	0	0	0	4
Samdrup Jongkhar PS	2	0	2	0	0	0	0	0	0	0	0	0	4
Sarpang PS	1	0	0	0	0	0	0	0	0	0	0	0	1
Thimphu Traffic Division	0	0	0	0	0	1	0	0	0	0	0	0	1
Thrimshing PS	0	0	0	0	0	0	0	0	0	0	6	0	6
Trashigang PS	1	2	0	0	0	0	0	0	1	1	0	1	6
Trashiyangtse PS	0	0	0	0	0	0	0	0	0	0	1	1	2
Trongsa PS	2	0	0	0	0	0	0	1	0	2	0	0	5
Tsimasham PS	0	0	4	0	0	0	0	0	0	1	1	2	8
Tsirang PS	1	1	0	1	0	1	0	0	0	0	0	0	4
Wamrong PS	0	1	1	0	0	0	0	0	0	1	0	0	3
Wangdue PS	1	0	0	2	1	0	0	0	0	0	3	0	7
Zawakha PS	1	0	0	0	0	0	0	0	0	0	0	0	1
Zhemgang PS	0	0	1	0	0	0	0	0	2	0	1	0	4
<b>Total</b>	<b>25</b>	<b>6</b>	<b>8</b>	<b>3</b>	<b>2</b>	<b>5</b>	<b>5</b>	<b>1</b>	<b>5</b>	<b>8</b>	<b>16</b>	<b>6</b>	<b>90</b>

**Table 5.3: Number of Person Killed in Motor Vehicle Accident by Division and Month, 2020.**

Division	Jan	Feb	Mar	Apr	May	Jun	Jul	Aug	Sep	Oct	Nov	Dec	Total
Div-I Paro	3	1	0	0	1	0	0	0	0	1	0	0	6
Div-II Punakha	1	0	0	0	0	0	3	0	0	0	0	0	4
Div-III Phuentsholing	0	0	4	0	0	2	2	0	1	1	2	3	15
Div-V Gelephu	3	0	1	0	0	1	0	0	2	0	1	0	8
Div-VI Tsirang	4	1	0	1	0	1	0	0	0	0	0	0	7
Div-VII Trongsa	2	0	0	0	0	0	0	1	0	2	0	0	5
Div-VIII Samdrup Jongkhar	6	1	2	0	0	0	0	0	1	1	0	0	11
Div-IX Trashigang	1	3	1	0	0	0	0	0	1	2	6	1	15
Div-X Mongar	2	0	0	0	0	0	0	0	0	1	3	1	7
Thimphu Traffic Division	0	0	0	0	0	1	0	0	0	0	0	0	1
Div-XII Wangdue	2	0	0	2	1	0	0	0	0	0	3	0	8
Div-XIII Bumthang	1	0	0	0	0	0	0	0	0	0	0	0	1
Div-XIV Trashiyangtse	0	0	0	0	0	0	0	0	0	0	1	1	2
<b>Total</b>	<b>25</b>	<b>6</b>	<b>8</b>	<b>3</b>	<b>2</b>	<b>5</b>	<b>5</b>	<b>1</b>	<b>5</b>	<b>8</b>	<b>16</b>	<b>6</b>	<b>90</b>



**Table 5.4: Number of Person Injured in Motor Vehicle Accident by Dzongkhag and Month, 2020.**

Dzongkhag	Jan	Feb	Mar	Apr	May	Jun	Jul	Aug	Sep	Oct	Nov	Dec	Total
Bumthang	0	0	0	0	1	0	0	0	0	0	1	0	2
Chukha	13	7	8	5	5	4	7	0	2	2	2	9	64
Dagana	0	0	1	1	0	1	1	0	0	5	0	1	10
Gasa	0	1	0	0	0	0	0	0	0	0	0	1	2
Haa	1	0	3	3	1	0	0	0	0	0	0	0	8
Lhuntse	0	0	0	0	0	0	0	0	0	0	0	3	3
Mongar	1	5	4	0	1	0	0	0	0	0	1	0	12
Paro	4	1	3	2	2	2	3	0	0	0	0	1	18
Pemagatshel	4	0	0	0	1	2	1	0	1	0	0	0	9
Punakha	4	2	4	0	5	3	5	1	0	2	5	4	35
Samdrup Jongkhar	0	2	0	0	2	1	0	0	1	0	3	0	9
Samtse	0	4	5	2	0	4	1	0	0	0	2	0	18
Sarpang	3	3	1	0	0	2	1	0	0	0	1	0	11
Thimphu	20	17	18	19	8	13	6	3	7	11	2	3	127
Trashigang	5	1	1	0	0	1	0	0	6	5	1	0	20
Trashiyangtse	0	0	0	1	0	1	3	0	1	0	2	1	9
Trongsa	0	0	0	0	0	0	0	2	0	0	0	0	2
Tsirang	1	0	4	3	2	6	1	4	0	1	2	0	24
Wangdue	2	8	6	7	13	7	2	1	3	0	4	0	53
Zhemgang	0	1	2	2	0	0	0	0	3	1	4	0	13
<b>Total</b>	<b>58</b>	<b>52</b>	<b>60</b>	<b>45</b>	<b>41</b>	<b>47</b>	<b>31</b>	<b>11</b>	<b>24</b>	<b>27</b>	<b>30</b>	<b>23</b>	<b>449</b>

**Table 5.5: Number of Person Injured in Motor Vehicle Accident by Police Station and Month, 2020.**

Police Station	Jan	Feb	Mar	Apr	May	Jun	Jul	Aug	Sep	Oct	Nov	Dec	Total
Bumthang PS	0	0	0	0	1	0	0	0	0	0	1	0	2
Dagana PS	0	0	1	1	0	1	1	0	0	4	0	1	9
Dorokha PS	0	4	3	1	0	0	0	0	0	0	0	0	8
Gasa PS	0	1	0	0	0	0	0	0	0	0	0	1	2
Gedu PS	9	2	2	4	1	2	2	0	0	0	0	2	24
Gelephu PS	2	0	1	0	0	0	0	0	0	0	0	0	3
Gyelposhing PS	1	5	4	0	1	0	0	0	0	0	0	0	11
Haa PS	1	0	3	3	1	0	0	0	0	0	0	0	8
Jomotshangkha PS	0	2	0	0	0	0	0	0	0	0	0	0	2
Lhamoizingkha PS	0	0	0	0	0	0	0	0	0	1	0	0	1
Lhuentse PS	0	0	0	0	0	0	0	0	0	0	0	3	3
Mongar PS	0	0	0	0	0	0	0	0	0	0	1	0	1
Nganglam PS	0	0	0	0	0	0	1	0	1	0	0	0	2
Norbugang PS	0	0	0	0	0	4	1	0	0	0	1	0	6
Panbang PS	0	0	0	1	0	0	0	0	0	0	0	0	1
Paro PS	4	1	3	2	2	2	3	0	0	0	0	1	18
Pemagatshel PS	4	0	0	0	1	2	0	0	0	0	0	0	7
Pendenling PS	0	0	0	0	0	0	0	0	0	0	1	0	1
Phuentsholing PS	3	2	3	1	4	2	5	0	2	2	1	2	27
Punakha PS	4	2	4	0	5	3	5	1	0	2	5	4	35
Samdrup Jongkhar PS	0	0	0	0	1	0	0	0	1	0	3	0	5
Samdrupcholing PS	0	0	0	0	1	1	0	0	0	0	0	0	2
Samtse PS	0	0	2	0	0	0	0	0	0	0	0	0	2
Sarpang PS	1	3	0	0	0	2	1	0	0	0	1	0	8
Tashichholing PS	0	0	0	1	0	0	0	0	0	0	0	0	1
Thimphu Traffic Division	20	17	18	19	8	13	6	3	7	11	2	3	127
Trashigang PS	5	0	1	0	0	1	0	0	6	5	1	0	19
Trashiyangtse PS	0	0	0	1	0	1	3	0	1	0	2	1	9
Trongsa PS	0	0	0	0	0	0	0	2	0	0	0	0	2
Tsimasham PS	1	3	3	0	0	0	0	0	0	0	1	5	13
Tsirang PS	1	0	4	3	2	6	1	4	0	1	2	0	24
Wamrong PS	0	1	0	0	0	0	0	0	0	0	0	0	1
Wangdue PS	1	2	3	3	12	6	2	1	3	0	3	0	36
Zawakha PS	1	6	3	4	1	1	0	0	0	0	1	0	17
Zhemgang PS	0	1	2	1	0	0	0	0	3	1	4	0	12
<b>Total</b>	<b>58</b>	<b>52</b>	<b>60</b>	<b>45</b>	<b>41</b>	<b>47</b>	<b>31</b>	<b>11</b>	<b>24</b>	<b>27</b>	<b>30</b>	<b>23</b>	<b>449</b>

**Table 5.6: Number of Person Injured in Motor Vehicle Accident by Division and Month, 2020.**

Division	Jan	Feb	Mar	Apr	May	Jun	Jul	Aug	Sep	Oct	Nov	Dec	Total
Div-I Paro	5	1	6	5	3	2	3	0	0	0	0	1	26
Div-II Punakha	4	3	4	0	5	3	5	1	0	2	5	5	37
Div-III Phuentsholing	13	7	8	5	5	4	7	0	2	3	2	9	65
Div-IV Samtse	0	4	5	2	0	4	1	0	0	0	2	0	18
Div-V Gelephu	3	4	3	2	0	2	1	0	3	1	5	0	24
Div-VI Tsirang	1	0	5	4	2	7	2	4	0	5	2	1	33
Div-VII Trongsa	0	0	0	0	0	0	0	2	0	0	0	0	2
Div-VIII Samdrup Jongkhar	4	2	0	0	3	3	1	0	2	0	3	0	18
Div-IX Trashigang	5	1	1	0	0	1	0	0	6	5	1	0	20
Div-X Mongar	1	5	4	0	1	0	0	0	0	0	1	3	15
Thimphu Traffic Division	20	17	18	19	8	13	6	3	7	11	2	3	127
Div-XII Wangdue	2	8	6	7	13	7	2	1	3	0	4	0	53
Div-XIII Bumthang	0	0	0	0	1	0	0	0	0	0	1	0	2
Div-XIV Trashiyangtse	0	0	0	1	0	1	3	0	1	0	2	1	9
<b>Total</b>	<b>58</b>	<b>52</b>	<b>60</b>	<b>45</b>	<b>41</b>	<b>47</b>	<b>31</b>	<b>11</b>	<b>24</b>	<b>27</b>	<b>30</b>	<b>23</b>	<b>449</b>

**Table 5.7: Number of Fatal Motor Vehicle Accident by Dzongkhag and Month, 2020.**

Dzongkhag	Jan	Feb	Mar	Apr	May	Jun	Jul	Aug	Sep	Oct	Nov	Dec	Total
Bumthang	1	0	0	0	0	0	0	0	0	0	0	0	1
Chukha	0	0	2	0	0	2	2	0	1	1	2	2	12
Dagana	1	0	0	0	0	0	0	0	0	0	0	0	1
Lhuntse	0	0	0	0	0	0	0	0	0	0	0	1	1
Mongar	1	0	0	0	0	0	0	0	0	1	2	0	4
Paro	3	1	0	0	1	0	0	0	0	1	0	0	6
Pemagatshel	2	0	0	0	0	0	0	0	1	1	0	0	4
Punakha	1	0	0	0	0	0	2	0	0	0	0	0	3
Samdrup Jongkhar	1	1	1	0	0	0	0	0	0	0	0	0	3
Sarpang	3	0	0	0	0	0	0	0	0	0	0	0	3
Thimphu	0	0	0	0	0	1	0	0	0	0	0	0	1
Trashigang	1	3	1	0	0	0	0	0	1	2	1	1	10
Trashiyangtse	0	0	0	0	0	0	0	0	0	0	1	1	2
Trongsa	1	0	0	0	0	0	0	1	0	1	0	0	3
Tsirang	1	1	0	1	0	1	0	0	0	0	0	0	4
Wangdue	2	0	0	2	1	0	0	0	0	0	2	0	7
Zhemgang	0	0	1	0	0	1	0	0	2	0	1	0	5
<b>Total</b>	<b>18</b>	<b>6</b>	<b>5</b>	<b>3</b>	<b>2</b>	<b>5</b>	<b>4</b>	<b>1</b>	<b>5</b>	<b>7</b>	<b>9</b>	<b>5</b>	<b>70</b>

**Table 5.8: Number of Fatal Motor Vehicle Accident by Police Station and Month, 2020.**

Police Station	Jan	Feb	Mar	Apr	May	Jun	Jul	Aug	Sep	Oct	Nov	Dec	Total
Bumthang PS	1	0	0	0	0	0	0	0	0	0	0	0	1
Dagana PS	1	0	0	0	0	0	0	0	0	0	0	0	1
Gedu PS	0	0	0	0	0	1	0	0	0	0	1	0	2
Gelephu PS	2	0	0	0	0	0	0	0	0	0	0	0	2
Gyelposhing PS	1	0	0	0	0	0	0	0	0	0	1	0	2
Jomotshangkha PS	0	1	0	0	0	0	0	0	0	0	0	0	1
Lhuentse PS	0	0	0	0	0	0	0	0	0	0	0	1	1
Mongar PS	0	0	0	0	0	0	0	0	0	1	1	0	2
Nganglam PS	0	0	0	0	0	0	0	0	1	0	0	0	1
Panbang PS	0	0	0	0	0	1	0	0	0	0	0	0	1
Paro PS	3	1	0	0	1	0	0	0	0	1	0	0	6
Pemagatshel PS	2	0	0	0	0	0	0	0	0	1	0	0	3
Phuentsholing PS	0	0	0	0	0	1	2	0	1	0	0	1	5
Punakha PS	1	0	0	0	0	0	2	0	0	0	0	0	3
Samdrup Jongkhar PS	1	0	1	0	0	0	0	0	0	0	0	0	2
Sarpang PS	1	0	0	0	0	0	0	0	0	0	0	0	1
Thimphu Traffic Division	0	0	0	0	0	1	0	0	0	0	0	0	1
Thrimshing PS	0	0	0	0	0	0	0	0	0	0	1	0	1
Trashigang PS	1	2	0	0	0	0	0	0	1	1	0	1	6
Trashiyangtse PS	0	0	0	0	0	0	0	0	0	0	1	1	2
Trongsa PS	1	0	0	0	0	0	0	1	0	1	0	0	3
Tsimasham PS	0	0	2	0	0	0	0	0	0	1	1	1	5
Tsirang PS	1	1	0	1	0	1	0	0	0	0	0	0	4
Wamrong PS	0	1	1	0	0	0	0	0	0	1	0	0	3
Wangdue PS	1	0	0	2	1	0	0	0	0	0	2	0	6
Zawakha PS	1	0	0	0	0	0	0	0	0	0	0	0	1
Zhemgang PS	0	0	1	0	0	0	0	0	2	0	1	0	4
<b>Total</b>	<b>18</b>	<b>6</b>	<b>5</b>	<b>3</b>	<b>2</b>	<b>5</b>	<b>4</b>	<b>1</b>	<b>5</b>	<b>7</b>	<b>9</b>	<b>5</b>	<b>70</b>

**Table 5.9: Number of Fatal Motor Vehicle Accident by Division and Month, 2020.**

Division	Jan	Feb	Mar	Apr	May	Jun	Jul	Aug	Sep	Oct	Nov	Dec	Total
Div-I Paro	3	1	0	0	1	0	0	0	0	1	0	0	6
Div-II Punakha	1	0	0	0	0	0	2	0	0	0	0	0	3
Div-III Phuentsholing	0	0	2	0	0	2	2	0	1	1	2	2	12
Div-V Gelephu	3	0	1	0	0	1	0	0	2	0	1	0	8
Div-VI Tsirang	2	1	0	1	0	1	0	0	0	0	0	0	5
Div-VII Trongsa	1	0	0	0	0	0	0	1	0	1	0	0	3
Div-VIII Samdrup Jongkhar	3	1	1	0	0	0	0	0	1	1	0	0	7
Div-IX Trashigang	1	3	1	0	0	0	0	0	1	2	1	1	10
Div-X Mongar	1	0	0	0	0	0	0	0	0	1	2	1	5
Thimphu Traffic Division	0	0	0	0	0	1	0	0	0	0	0	0	1
Div-XII Wangdue	2	0	0	2	1	0	0	0	0	0	2	0	7
Div-XIII Bumthang	1	0	0	0	0	0	0	0	0	0	0	0	1
Div-XIV Trashiyangtse	0	0	0	0	0	0	0	0	0	0	1	1	2
<b>Total</b>	<b>18</b>	<b>6</b>	<b>5</b>	<b>3</b>	<b>2</b>	<b>5</b>	<b>4</b>	<b>1</b>	<b>5</b>	<b>7</b>	<b>9</b>	<b>5</b>	<b>70</b>

**Table 5.10: Total Number of Motor Vehicle Accident by Dzongkhag and Month, 2020.**

Dzongkhag	Jan	Feb	Mar	Apr	May	Jun	Jul	Aug	Sep	Oct	Nov	Dec	Total
Bumthang	1	0	0	0	1	0	0	0	0	0	2	0	4
Chukha	28	23	16	6	13	16	22	8	10	7	12	4	165
Dagana	1	2	6	2	0	4	2	0	0	5	0	2	24
Gasa	0	1	0	0	0	0	1	0	0	0	0	1	3
Haa	1	0	3	1	1	0	2	0	1	2	3	2	16
Lhuntse	0	0	0	0	0	0	0	0	0	0	1	1	2
Mongar	1	2	1	0	1	0	0	0	0	1	2	0	8
Paro	14	16	12	10	15	13	13	3	7	8	13	12	136
Pemagatshel	3	0	0	0	1	3	1	0	1	3	0	0	12
Punakha	10	11	3	5	4	5	6	1	3	3	7	3	61
Samdrup Jongkhar	1	3	2	0	3	2	2	1	1	1	1	0	17
Samtse	3	1	6	6	2	3	4	0	2	5	4	0	36
Sarpang	7	4	4	0	0	2	3	1	0	2	1	2	26
Thimphu	37	23	16	14	7	10	8	6	8	5	4	3	141
Trashigang	2	4	5	2	2	1	0	1	3	3	6	1	30
Trashiyangtse	0	0	0	2	0	3	1	0	1	2	4	1	14
Trongsa	1	1	0	1	1	0	0	2	0	1	1	0	8
Tsirang	4	5	2	1	5	7	3	2	2	7	3	3	44
Wangdue	3	4	2	4	9	3	1	2	4	0	4	1	37
Zhemgang	1	3	3	2	1	3	1	1	6	3	1	1	26
<b>Total</b>	<b>118</b>	<b>103</b>	<b>81</b>	<b>56</b>	<b>66</b>	<b>75</b>	<b>70</b>	<b>28</b>	<b>49</b>	<b>58</b>	<b>69</b>	<b>37</b>	<b>810</b>

**Table 5.11: Total Number of Motor Vehicle Accident by Police Station and Month, 2020.**

Police Station	Jan	Feb	Mar	Apr	May	Jun	Jul	Aug	Sep	Oct	Nov	Dec	Total
Bumthang PS	1	0	0	0	1	0	0	0	0	0	2	0	4
Dagana PS	1	2	6	2	0	4	2	0	0	4	0	2	23
Dorokha PS	0	1	2	1	0	0	0	0	1	2	0	0	7
Gasa PS	0	1	0	0	0	0	1	0	0	0	0	1	3
Gedu PS	10	9	8	3	2	7	8	3	2	3	2	1	58
Gelephu PS	3	2	1	0	0	0	0	0	0	1	0	0	7
Gyelposhing PS	1	2	1	0	1	0	0	0	0	0	1	0	6
Haa PS	1	0	3	1	1	0	2	0	1	2	3	2	16
Jomotshangkha PS	0	1	0	0	0	0	0	0	0	1	0	0	2
Lhamoizingkha PS	0	0	0	0	0	0	0	0	0	1	0	0	1
Lhuentse PS	0	0	0	0	0	0	0	0	0	0	1	1	2
Mongar PS	0	0	0	0	0	0	0	0	0	1	1	0	2
Nganglam PS	0	0	0	0	0	0	1	0	1	0	0	0	2
Norbugang PS	2	0	2	1	1	2	1	0	0	3	2	0	14
Panbang PS	0	1	0	1	0	1	0	0	1	0	0	1	5
Paro PS	14	16	12	10	15	13	13	3	7	8	13	12	136
Pemagatshel PS	3	0	0	0	1	3	0	0	0	3	0	0	10
Pendenling PS	0	0	0	0	0	1	0	0	1	0	1	0	3
Phuentsholing PS	8	8	4	3	6	5	13	2	4	2	8	2	65
Punakha PS	10	11	3	5	4	5	6	1	3	3	7	3	61
Sakteng PS	0	0	1	0	0	0	0	0	0	0	0	0	1
Samdrup Jongkhar PS	1	1	1	0	2	1	1	1	1	0	1	0	10
Samdrupcholing PS	0	1	1	0	1	1	1	0	0	0	0	0	5
Samtse PS	1	0	2	3	0	0	3	0	0	0	1	0	10
Sarpang PS	4	2	3	0	0	2	3	1	0	1	1	2	19
Tashichholing PS	0	0	0	1	1	0	0	0	0	0	0	0	2
Thimphu Traffic Division	37	23	16	14	7	10	8	6	8	5	4	3	141
Thrimshing PS	0	0	0	1	0	0	0	0	0	0	1	0	2
Trashigang PS	2	3	3	0	2	1	0	1	3	2	4	1	22
Trashiyangtse PS	0	0	0	2	0	3	1	0	1	2	4	1	14
Trongsa PS	1	1	0	1	1	0	0	2	0	1	1	0	8
Tsimasham PS	10	6	4	0	5	4	1	3	4	2	2	1	42
Tsirang PS	4	5	2	1	5	7	3	2	2	7	3	3	44
Wamrong PS	0	1	1	1	0	0	0	0	0	1	1	0	5
Wangdue PS	1	2	1	3	8	2	1	1	4	0	2	1	26
Zawakha PS	2	2	1	1	1	1	0	1	0	0	2	0	11
Zhemgang PS	1	2	3	1	1	2	1	1	5	3	1	0	21
<b>Total</b>	<b>118</b>	<b>103</b>	<b>81</b>	<b>56</b>	<b>66</b>	<b>75</b>	<b>70</b>	<b>28</b>	<b>49</b>	<b>58</b>	<b>69</b>	<b>37</b>	<b>810</b>



**Table 5.12: Total Number of Motor Vehicle Accident by Division and Month, 2020.**

Division	Jan	Feb	Mar	Apr	May	Jun	Jul	Aug	Sep	Oct	Nov	Dec	Total
Div-I Paro	15	16	15	11	16	13	15	3	8	10	16	14	152
Div-II Punakha	10	12	3	5	4	5	7	1	3	3	7	4	64
Div-III Phuentsholing	28	23	16	6	13	16	22	8	10	8	12	4	166
Div-IV Samtse	3	1	6	6	2	3	4	0	2	5	4	0	36
Div-V Gelephu	8	7	7	2	1	5	4	2	6	5	2	3	52
Div-VI Tsirang	5	7	8	3	5	11	5	2	2	11	3	5	67
Div-VII Trongsa	1	1	0	1	1	0	0	2	0	1	1	0	8
Div-VIII Samdrup Jongkhar	4	3	2	0	4	5	3	1	2	4	1	0	29
Div-IX Trashigang	2	4	5	2	2	1	0	1	3	3	6	1	30
Div-X Mongar	1	2	1	0	1	0	0	0	0	1	3	1	10
Thimphu Traffic Division	37	23	16	14	7	10	8	6	8	5	4	3	141
Div-XII Wangdue	3	4	2	4	9	3	1	2	4	0	4	1	37
Div-XIII Bumthang	1	0	0	0	1	0	0	0	0	0	2	0	4
Div-XIV Trashiyangtse	0	0	0	2	0	3	1	0	1	2	4	1	14
<b>Total</b>	<b>118</b>	<b>103</b>	<b>81</b>	<b>56</b>	<b>66</b>	<b>75</b>	<b>70</b>	<b>28</b>	<b>49</b>	<b>58</b>	<b>69</b>	<b>37</b>	<b>810</b>

**Table 5.13: Total Number of Motor Vehicle Accident by Dzongkhag and Year, 2016 - 2020.**

<b>Dzongkhag</b>	<b>2016</b>	<b>2017</b>	<b>2018</b>	<b>2019</b>	<b>2020</b>
Bumthang	1	4	21	6	4
Chukha	36	44	296	347	165
Dagana	1	2	10	19	24
Gasa	0	2	2	6	3
Haa	1	0	21	32	16
Lhuentse	2	3	2	7	2
Mongar	10	10	47	13	8
Paro	61	174	172	193	136
Pemagatshel	3	0	12	40	12
Punakha	4	5	9	76	61
Samdrup Jongkhar	8	12	46	22	17
Samtse	9	21	37	44	36
Sarpang	12	27	27	52	26
Thimphu	528	506	460	469	141
Trashigang	16	21	46	28	30
Trashiyangtse	3	4	6	12	14
Trongsa	6	4	13	13	8
Tsirang	3	7	59	37	44
Wangdue	14	13	55	38	37
Zhemgang	8	3	19	17	26
<b>Total</b>	<b>726</b>	<b>862</b>	<b>1360</b>	<b>1471</b>	<b>810</b>

**Table 5.14: Number of Person Killed by Age Group and Sex, 2020.**

Age Group	Female		Male		Total	
	Number	Percent	Number	Percent	Number	Percent
0-10	1	7%	4	5%	5	6%
10-14	0	0%	3	4%	3	3%
15-19	3	21%	0	0%	3	3%
20-24	1	7%	4	5%	5	6%
25-29	0	0%	8	11%	8	9%
30-34	0	0%	20	26%	20	22%
35-39	1	7%	4	5%	5	6%
40-44	4	29%	7	9%	11	12%
45-49	2	14%	7	9%	9	10%
50-54	2	14%	6	8%	8	9%
55-59	0	0%	2	3%	2	2%
60-64	0	0%	4	5%	4	4%
65-69	0	0%	5	7%	5	6%
70-74	0	0%	2	3%	2	2%
Above 74	0	0%	0	0%	0	0%
<b>Total</b>	<b>14</b>	<b>100%</b>	<b>76</b>	<b>1</b>	<b>90</b>	<b>100%</b>

**Table 5.15: Number of Person Injured by Age Group and Sex, 2020.**

Age Group	Female		Male		Total	
	Number	Percent	Number	Percent	Number	Percent
Below 10	13	10%	10	3%	23	5%
10-14	8	6%	9	3%	17	4%
15-19	8	6%	11	3%	19	4%
20-24	19	15%	43	13%	62	14%
25-29	17	13%	60	19%	77	17%
30-34	11	9%	61	19%	72	16%
35-39	14	11%	26	8%	40	9%
40-44	7	5%	39	12%	46	10%
45-49	13	10%	21	7%	34	8%
50-54	2	2%	20	6%	22	5%
55-59	3	2%	6	2%	9	2%
60-64	4	3%	5	2%	9	2%
65-69	3	2%	8	3%	11	2%
70-74	2	2%	0	0%	2	0%
75-79	1	1%	1	0%	2	0%
80-84	3	2%	0	0%	3	1%
Above 84	1	1%	0	0%	1	0%
<b>Total</b>	<b>129</b>	<b>100%</b>	<b>320</b>	<b>100%</b>	<b>449</b>	<b>100%</b>

**Table 5.16: Number of Person Killed in Motor Vehicle Accident by Victim Type and Sex, 2020.**

Victim	Female		Male		Total	
	Number	Percent	Number	Percent	Number	Percent
Biker	0	0%	1	1%	1	1%
Driver	1	7%	46	61%	47	52%
Passenger	11	79%	23	30%	34	38%
Pedestrian	2	14%	5	7%	7	8%
Pillion rider	0	0%	1	1%	1	1%
<b>Total</b>	<b>14</b>	<b>100%</b>	<b>76</b>	<b>100%</b>	<b>90</b>	<b>100%</b>

**Table 5.17: Number of Person Injured in Motor Vehicle Accident by Victim Type and Sex, 2020.**

Victim	Female		Male		Total	
	Number	Percent	Number	Percent	Number	Percent
Biker	0	0%	15	5%	15	3%
Cyclist	0	0%	2	1%	2	0%
Driver	14	11%	171	53%	185	41%
Passenger	91	71%	109	34%	200	45%
Pedestrian	22	17%	20	6%	42	9%
Pillion rider	2	2%	3	1%	5	1%
<b>Total</b>	<b>129</b>	<b>100%</b>	<b>320</b>	<b>100%</b>	<b>449</b>	<b>100%</b>

**Table 5.18: The Cause of Fatal Motor Vehicle Accident, 2020.**

Cause of Accident	Number	Percent
Unlicensed driving	18	22%
Speeding	14	17%
Drunk driving	7	8%
Reckless/Careless driving	5	6%
Sleep/fatigue driving	6	7%
Over load	2	2%
Unsafe reverse	2	2%
Driving on learner license	1	1%
Not giving right of way	1	1%
Not keeping left	1	1%
Using mobile phone	1	1%
Brake failure	1	1%
Narrow road	3	4%
Loose soil	1	1%
Icy or snowy road	1	1%
Steep road	1	1%
Falling boulders	2	2%
Fogy	3	4%
Rain	1	1%
Unknown cause/Under investigation	12	14%
<b>Total</b>	<b>83</b>	<b>100%</b>

*Note: There may be more than one cause in a single fatal motor vehicle accident.*

## CHAPTER 6: FIRE INCIDENT

**Table 6.1: Person Killed and Injured In Fire Incident, 2016-2020.**

	2016	2017	2018	2019	2020
Person Killed	0	4	3	3	1
Person Injured	1	0	0	0	2

**Table 6.2: Fire Incidents Types by Dzongkhag, 2020.**

Dzongkhag	House Fire	Forest Fire	Other	Total
Bumthang	3	2	2	7
Chukha	5	0	1	6
Dagana	1	0	1	2
Gasa	0	0	0	0
Haa	0	0	0	0
Lhuntse	0	0	0	0
Monger	1	0	0	1
Paro	13	2	2	17
Pemagatshel	4	1	0	5
Punakha	1	1	1	3
S/Jongkhar	6	1	0	7
Samtse	5	0	0	5
Sarpang	4	0	1	5
Thimphu	16	5	3	24
Trashigang	5	1	0	6
Trashiyangtse	3	0	0	3
Trongsa	1	0	0	1
Tsirang	1	0	0	1
Wangdue	4	3	0	7
Zhemgang	0	0	0	0
<b>Total</b>	<b>73</b>	<b>16</b>	<b>11</b>	<b>100</b>

**Table 6.3: Fire Incidents Types by Police Station, 2020.**

Police Station	House Fire	Forest Fire	Others	Total
Bumthang PS	3	2	2	7
Dagana PS	1	0	1	2
Dorokha PS	1	0	0	1
Gasa PS	0	0	0	0
Gedu PS	0	0	0	0
Gelephu PS	2	0	1	3
Gyelposhing PS	0	0	0	0
Haa PS	0	0	0	0
Jomotshangkha PS	3	0	0	3
Lhamoizingkha PS	0	0	0	0
Lhuntse PS	0	0	0	0
Mongar PS	1	0	0	1
Nganglam PS	0	0	0	0
Norbugang PS	0	0	0	0
Panbang PS	0	0	0	0
Paro PS	13	2	2	17
Pasakha PS	1	0	0	1
Pemagatshel PS	4	1	0	5
Pendenling PS	0	0	0	0
Phuentsholing PS	3	0	1	4
Punakha PS	1	1	1	3
Sakteng PS	0	0	0	0
Samdrupcholing PS	0	0	0	0
Samdrup Jongkhar PS	3	1	0	4
Samtse PS	2	0	0	2
Sarpang PS	2	0	0	2
Tashichholing PS	2	0	0	2
Thimphu PS	16	5	3	24
Thrimshing PS	0	0	0	0
Trashigang PS	4	1	0	5
Trashiyangtse PS	3	0	0	3
Trongsa PS	1	0	0	1
Tsimasham PS	1	0	0	1
Tsirang PS	1	0	0	1
Wamrong PS	1	0	0	1
Wangdue PS	4	2	0	6
Weringla PS	0	0	0	0
Zawakha PS	0	1	0	1
Zhemgang PS	0	0	0	0
<b>Total</b>	<b>73</b>	<b>16</b>	<b>11</b>	<b>100</b>



**Table 6.4: Fire Accident Types by Division, 2020.**

Division	House Fire	Forest Fire	Others	Total
Division I (Paro & Haa)	13	2	2	17
Division II (Punakha & Gasa)	1	1	1	3
Division III (Chukha)	5	0	1	6
Division IV (Samtse)	5	0	0	5
Division V (Sarpang & Zhemgang)	4	0	1	5
Division VI (Tsirang & Dagana)	2	0	1	3
Division VII (Trongsa)	1	0	0	1
Division VIII (Samdrup Jongkhar & Pemagatshel)	10	2	0	12
Division IX (Trashigang)	5	1	0	6
Division X (Mongar & Lhuentse)	1	0	0	1
Division XI (Thimphu)	16	5	3	24
Division XII (Wangdue)	4	3	0	7
Division XIII (Bumthang)	3	2	2	7
Division XIV (Trashiyangtse)	3	0	0	3
<b>Total</b>	<b>73</b>	<b>16</b>	<b>11</b>	<b>100</b>

**Table 6.5: Monthly Fire Incident by Dzongkhag, 2020.**

Dzongkhag	Jan	Feb	Mar	Apr	May	Jun	Jul	Aug	Sep	Oct	Nov	Dec	Total
Bumthang	1	3	2	0	0	0	0	0	0	0	0	1	7
Chukha	1	0	1	1	0	0	1	1	0	1	0	0	6
Dagana	0	1	0	0	0	1	0	0	0	0	0	0	2
Gasa	0	0	0	0	0	0	0	0	0	0	0	0	0
Haa	0	0	0	0	0	0	0	0	0	0	0	0	0
Lhuntse	0	0	0	0	0	0	0	0	0	0	0	0	0
Mongar	0	1	0	0	0	0	0	0	0	0	0	0	1
Paro	0	7	1	1	0	2	0	0	0	0	3	3	17
Pemagatshel	0	1	0	0	0	1	2	0	0	0	1	0	5
Punakha	0	1	0	0	0	0	0	0	0	0	2	0	3
Samdrup Jongkhar	1	1	1	0	0	0	0	1	0	1	1	1	7
Samtse	0	1	1	0	1	0	0	0	0	2	0	0	5
Sarpang	0	0	0	2	0	0	0	1	0	0	0	2	5
Thimphu PS	5	3	4	2	1	0	1	0	0	1	5	2	24
Trashigang	1	2	0	1	0	0	0	0	1	0	0	1	6
Trashiyangtse	0	0	0	0	1	2	0	0	0	0	0	0	3
Trongsa	1	0	0	0	0	0	0	0	0	0	0	0	1
Tsirang	0	1	0	0	0	0	0	0	0	0	0	0	1
Wangdue	1	2	0	1	1	0	0	1	1	0	0	0	7
Zhemgang	0	0	0	0	0	0	0	0	0	0	0	0	0
<b>Total</b>	<b>11</b>	<b>24</b>	<b>10</b>	<b>8</b>	<b>4</b>	<b>6</b>	<b>4</b>	<b>4</b>	<b>2</b>	<b>5</b>	<b>12</b>	<b>10</b>	<b>100</b>

**Table 6.6: Monthly Fire Incident by Police Station, 2020.**

Police Station	Jan	Feb	Mar	Apr	May	Jun	Jul	Aug	Sep	Oct	Nov	Dec	Total
Bumthang PS	1	3	2	0	0	0	0	0	0	0	0	1	7
Dagana PS	0	1	0	0	0	1	0	0	0	0	0	0	2
Dorokha PS	0	0	0	0	0	0	0	0	0	1	0	0	1
Gasa PS	0	0	0	0	0	0	0	0	0	0	0	0	0
Gedu PS	0	0	0	0	0	0	0	0	0	0	0	0	0
Gelephu PS	0	0	0	1	0	0	0	1	0	0	0	1	3
Gyelposhing PS	0	0	0	0	0	0	0	0	0	0	0	0	0
Haa PS	0	0	0	0	0	0	0	0	0	0	0	0	0
Jomotshangkha PS	1	1	0	0	0	0	0	0	0	0	0	1	3
Lhamoizingkha PS	0	0	0	0	0	0	0	0	0	0	0	0	0
Lhuntse PS	0	0	0	0	0	0	0	0	0	0	0	0	0
Mongar PS	0	1	0	0	0	0	0	0	0	0	0	0	1
Nganglam PS	0	0	0	0	0	0	0	0	0	0	0	0	0
Norbugang PS	0	0	0	0	0	0	0	0	0	0	0	0	0
Panbang PS	0	0	0	0	0	0	0	0	0	0	0	0	0
Paro PS	0	7	1	1	0	2	0	0	0	0	3	3	17
Pasakha PS	0	0	0	0	0	0	0	0	0	1	0	0	1
Pemagatshel PS	0	1	0	0	0	1	2	0	0	0	1	0	5
Pendenling PS	0	0	0	0	0	0	0	0	0	0	0	0	0
Phuentsholing PS	0	0	1	1	0	0	1	1	0	0	0	0	4
Punakha PS	0	1	0	0	0	0	0	0	0	0	2	0	3
Sakteng PS	0	0	0	0	0	0	0	0	0	0	0	0	0
Samdrupcholing PS	0	0	0	0	0	0	0	0	0	0	0	0	0
Samdrup Jongkhar PS	0	0	1	0	0	0	0	1	0	1	1	0	4
Samtse PS	0	1	1	0	0	0	0	0	0	0	0	0	2
Sarpang PS	0	0	0	1	0	0	0	0	0	0	0	1	2
Tashichholing PS	0	0	0	0	1	0	0	0	0	1	0	0	2
Thimphu PS	5	3	4	2	1	0	1	0	0	1	5	2	24
Thrimshing CPC	0	0	0	0	0	0	0	0	0	0	0	0	0
Trashigang PS	1	1	0	1	0	0	0	0	1	0	0	1	5
Trashiyangtse PS	0	0	0	0	1	2	0	0	0	0	0	0	3
Trongsa PS	1	0	0	0	0	0	0	0	0	0	0	0	1
Tsimasham PS	1	0	0	0	0	0	0	0	0	0	0	0	1
Tsirang PS	0	1	0	0	0	0	0	0	0	0	0	0	1
Wamrong PS	0	1	0	0	0	0	0	0	0	0	0	0	1
Wangdue PS	0	1	0	1	1	0	0	1	1	0	0	0	5
Weringla PS	0	0	0	0	0	0	0	0	0	0	0	0	0
Zawakha PS	1	1	0	0	0	0	0	0	0	0	0	0	2
Zhemgang PS	0	0	0	0	0	0	0	0	0	0	0	0	0
<b>TOTAL</b>	<b>11</b>	<b>24</b>	<b>10</b>	<b>8</b>	<b>4</b>	<b>6</b>	<b>4</b>	<b>4</b>	<b>2</b>	<b>5</b>	<b>12</b>	<b>10</b>	<b>100</b>

**Table 6.7: Monthly Fire Incident by Division, 2020.**

Division	Jan	Feb	Mar	Apr	May	Jun	Jul	Aug	Sep	Oct	Nov	Dec	Total
Division I (Paro & Haa)	0	7	1	1	0	2	0	0	0	0	3	3	17
Division II (Punakha & Gasa)	0	1	0	0	0	0	0	0	0	0	2	0	3
Division III (Chukha)	1	0	1	1	0	0	1	1	0	1	0	0	6
Division IV (Samtse)	0	1	1	0	1	0	0	0	0	2	0	0	5
Division V (Sarpang & Zhemgang)	0	0	0	2	0	0	0	1	0	0	0	2	5
Division VI (Tsirang & Dagana)	0	2	0	0	0	1	0	0	0	0	0	0	3
Division VII (Trongsa)	1	0	0	0	0	0	0	0	0	0	0	0	1
Division VIII (Samdrup Jongkhar & Pemagatshel)	1	2	1	0	0	1	2	1	0	1	2	1	12
Division IX (Trashigang)	1	2	0	1	0	0	0	0	1	0	0	1	6
Division X (Mongar & Lhuentse)	0	1	0	0	0	0	0	0	0	0	0	0	1
Division XI (Thimphu)	5	3	4	2	1	0	1	0	0	1	5	2	24
Division XII (Wangdue)	1	2	0	1	1	0	0	1	1	0	0	0	7
Division XIII (Bumthang)	1	3	2	0	0	0	0	0	0	0	0	1	7
Division XIV (Trashiyangtse)	0	0	0	0	1	2	0	0	0	0	0	0	3
<b>TOTAL</b>	<b>11</b>	<b>24</b>	<b>10</b>	<b>8</b>	<b>4</b>	<b>6</b>	<b>4</b>	<b>4</b>	<b>2</b>	<b>5</b>	<b>12</b>	<b>10</b>	<b>100</b>

**Table 6.8: Monthly Forest Fire Incident by Dzongkhag, 2020.**

Dzongkhag	Jan	Feb	Mar	Apr	May	Jun	Jul	Aug	Sep	Oct	Nov	Dec	Total
Bumthang	0	1	0	0	0	0	0	0	0	0	0	1	2
Chukha	0	0	0	0	0	0	0	0	0	0	0	0	0
Dagana	0	0	0	0	0	0	0	0	0	0	0	0	0
Gasa	0	0	0	0	0	0	0	0	0	0	0	0	0
Haa	0	0	0	0	0	0	0	0	0	0	0	0	0
Lhuntse	0	0	0	0	0	0	0	0	0	0	0	0	0
Mongar	0	0	0	0	0	0	0	0	0	0	0	0	0
Paro	0	1	1	0	0	0	0	0	0	0	0	0	2
Pemagatshel	0	1	0	0	0	0	0	0	0	0	0	0	1
Punakha	0	0	0	0	0	0	0	0	0	0	1	0	1
Samdrup Jongkhar	0	0	1	0	0	0	0	0	0	0	0	0	1
Samtse	0	0	0	0	0	0	0	0	0	0	0	0	0
Sarpang	0	0	0	0	0	0	0	0	0	0	0	0	0
Thimphu PS	2	0	0	1	0	0	0	0	0	0	0	2	5
Trashigang	0	0	0	1	0	0	0	0	0	0	0	0	1
Trashiyangtse	0	0	0	0	0	0	0	0	0	0	0	0	0
Trongsa	0	0	0	0	0	0	0	0	0	0	0	0	0
Tsirang	0	0	0	0	0	0	0	0	0	0	0	0	0
Wangdue	1	2	0	0	0	0	0	0	0	0	0	0	3
Zhemgang	0	0	0	0	0	0	0	0	0	0	0	0	0
<b>TOTAL</b>	<b>3</b>	<b>5</b>	<b>2</b>	<b>2</b>	<b>0</b>	<b>0</b>	<b>0</b>	<b>0</b>	<b>0</b>	<b>0</b>	<b>1</b>	<b>3</b>	<b>16</b>

**Table 6.9: Monthly House Fire Incident by Dzongkhag, 2020.**

Dzongkhag	Jan	Feb	Mar	Apr	May	Jun	Jul	Aug	Sep	Oct	Nov	Dec	Total
Bumthang	1	1	1	0	0	0	0	0	0	0	0	0	3
Chukha	1	0	0	1	0	0	1	1	0	1	0	0	5
Dagana	0	0	0	0	0	1	0	0	0	0	0	0	1
Gasa	0	0	0	0	0	0	0	0	0	0	0	0	0
Haa	0	0	0	0	0	0	0	0	0	0	0	0	0
Lhuntse	0	0	0	0	0	0	0	0	0	0	0	0	0
Mongar	0	1	0	0	0	0	0	0	0	0	0	0	1
Paro	0	6	0	1	0	2	0	0	0	0	3	1	13
Pemagatshel	0	0	0	0	0	1	2	0	0	0	1	0	4
Punakha	0	0	0	0	0	0	0	0	0	0	1	0	1
Samdrup Jongkhar	1	1	0	0	0	0	0	1	0	1	1	1	6
Samtse	0	1	1	0	1	0	0	0	0	2	0	0	5
Sarpang	0	0	0	2	0	0	0	1	0	0	0	1	4
Thimphu PS	2	2	3	1	1	0	1	0	0	1	5	0	16
Trashigang	1	2	0	0	0	0	0	0	1	0	0	1	5
Trashiyangtse	0	0	0	0	1	2	0	0	0	0	0	0	3
Trongsa	1	0	0	0	0	0	0	0	0	0	0	0	1
Tsirang	0	1	0	0	0	0	0	0	0	0	0	0	1
Wangdue	0	0	0	1	1	0	0	1	1	0	0	0	4
Zhemgang	0	0	0	0	0	0	0	0	0	0	0	0	0
<b>TOTAL</b>	<b>7</b>	<b>15</b>	<b>5</b>	<b>6</b>	<b>4</b>	<b>6</b>	<b>4</b>	<b>4</b>	<b>2</b>	<b>5</b>	<b>11</b>	<b>4</b>	<b>73</b>